

# PR



*Museum Quality Miniatures*





# T/R Newsletter

C-158



## FIELD MUSIC OF THE CIVIL WAR

(in 54mm scale)

### C-155 BUGLER, 1ST U.S. SHARPSHOOTERS, 1861-64

Young buglers, dressed in dark green, passed their officers commands to the expert riflemen of their company, all armed with the deadly Sharps Rifle. Full color painting guide included.

### C-156 CIVIL WAR DRUMMER BOY

Sturdy drummer boys as young as 12 years old served in volunteer infantry regiments, doing the vital job of passing their officers orders by drum beat over the noise of battle. Full color painting guide for a Union drummer plus information on a Confederate.

### C-157 DRUMMER BOY, COPPENS' LOUISIANA ZOUAVES, 1861

Dressed as colorful French Zouaves at the outset of the war, this battalion of fierce fighters for the Southern Cause was reduced to 30 effective men after the Battle of Sharpsburg, 17 Sept. 1862. Reorganized, they became the Confederate States Zouave Battalion. Full color painting guide included.

### C-158 DRUM MAJOR, 1ST VIRGINIA REGIMENT, C.S.A., 1861

The drum major was responsible for instructing the company drummer boys in their duties and forming them into a Drum Corps when parading with the regimental band. Full color painting guide included.

C-157



C-155



C-156





# I/R Newsletter

## CHRISTOPHER COLUMBUS ADMIRAL OF THE OCEAN SEA

This special figure commemorates the 500th Anniversary of the discovery of the New World, though until he died, Columbus thought he had reached India. A painting guide is included.

I/R Kit C-180



C-184

## JEFFERSON DAVIS, CONFEDERATE PRESIDENT, 1862-65

Jeff Davis was a soldier, senator and former Secretary of War under President Franklin Pierce before the southern states succeeded from the United States. He always wore Confederate gray clothing as leader of the Confederacy when in residence in Richmond, Virginia. A painting guide is included.

I/R Kit C-184



C-180



C-185

## GENERAL J.E.B. STUART, C.S.A. ca. 1864

Jeb Stuart, the *beau sabre* of the Confederacy, led his cavalry on daring raids behind the Union armies. Unlike the partizan units, he was the last of the cavaliers and though feared by the Union troops, always conformed to the accepted standards of military conduct. A color painting guide is included.

I/R Kit C-185

## 1st REGIMENT UNITED STATES SHARPSHOOTERS, 1862-65

Uniformed in dark green caps (with ostrich feather), frock coats and trousers, these men were expert shots and were armed with the deadly breech loading Sharps rifle, causing havoc at long range among the Confederate officers and artillerymen. Our I/R kit C-155 of a running bugle boy of sharpshooters will fit nicely in this grouping. A full color painting guide is included.

I/R Kit C-181 Sharpshooter, Loading

I/R Kit C-182 Sharpshooter, Running

I/R Kit C-183 Sharpshooter, Lying, Firing



C-183



C-182



## IMRIE / RISLEY I/R 54 mm. PEWTER KITS



### Gen. U. S. Grant. USA Kit C-246 \$25.00

After graduating from West Point, Grant served in the army during the Mexican American War, and later in the western U.S. He left the army until the Civil War, and then took charge of the volunteer troops.

Shortly after the outbreak of the Civil War, Grant accepted the surrender of Fort Donelson only with no conditions. Thereafter, he was known as "Unconditional Surrender" Grant. He rose to a regular army Major General for his victories in the western theater, and proceeded to chart the course of the war to its successful conclusion, although at great cost.

In early 1864, Congress created the rank of Lt. General, giving Grant command of all the armies of the U.S., and then elevated him to full General after the war had ended. It was difficult for ordinary people to recognize his rank due to his plain uniform.



### Wounded Man and Kneeling Comrade


The number of casualties in the American Civil War was astronomical in comparison to almost all of their other conflicts. The pitting of brother against brother was one of the saddest chapters in American history.

This scene of two warriors, perhaps from two different sides, shows the hard face of war, and how it was sometimes met by two of its ordinary soldiers.



Kit C-247 Wounded Man with hat, gun & canteen.  
Kit C-248 Kneeling comrade, with gun & canteen.  
each kit

These figures are shown mounted side by side on our metal base:  
MB-2, Oblong, pewter base, sand finish.  
3 1/2 in. x 1 3/4 in. x almost 3/8 in. h.



### American Colonials and Paul Revere

During the colonial era, civilian dress mirrored that of England and Holland, although the latest fashions usually took a few years to reach America. The finest clothing was made in England of beautiful materials, some imported from the Orient, in taffeta, satin, ribbed silk or fine muslin in soft colors, decorated with lace, and sometimes fine embroidery.

Kit C-250 Walking Gentleman  
Kit C-251 Preacher in round hat (not shown)

Paul Revere was among those riders who were dispatched to Lexington, Concord and towns nearby, to assemble the local militia for battle on the 18th of April, 1775, starting the American Revolution.

Kit C-249 Paul Revere on horse,







## INTRODUCTION:

Dear Collectors,

Welcome to the fascinating hobby of Model Soldier Collecting. It is the hobby that has enthralled the nobility since ancient Egypt, as the beautifully carved wooden armies of the Pharaoh found in an Egyptian tomb and now displayed in the Metropolitan Museum of Art in New York City can attest. Models have also been found sculpted in wood or cast in bronze, representing knights from the Middle Ages and the Emperor Napoleon III of France had statuettes of his soldiers cast in precious metal.

Cast metal toy soldiers of lead or tin have been available for children since the middle of the last century, ranging from the dime thin two dimensional or flat tin soldiers of Germany, to the fully round lead figures produced by Wm. Britain Ltd. since before the turn of the century. But for the most part, they all have been essentially toys, even though produced to an internationally set standard scale of 30mm for the flat and 54mm (1/32 scale) for the fully round models.

Only today can the 54mm scale model soldier be cast in all its greatly detailed accuracy with modern techniques, so that the hobbyist can assemble and paint a truly magnificent sculpture of a soldier from a specific unit in history.

For over 30 years, Imrie/Risley Miniatures have pioneered this hobby with our original designs and remain the leader in this field with almost a thousand different 54mm scale models in stock at all times for the collector to choose from, and are readily available from your local hobby dealer or mail order firm. Each figure of museum quality is cast as fine jewelry in guaranteed uncontaminated metal and, unlike many imported castings, every I/R miniature comes with a complete painting guide free, and many are in full color.

We are proud to tell you that our I/R Miniatures have been on display at such leading museums as the Metropolitan Museum of Art in New York City, the Boston Fine Arts Museum and other historical and art museums in this country who use them to explain battles with large dioramas and smaller scenes, as well as individual figures to show period uniforms.

I/R Miniatures also pioneered the paint specifically designed for the model soldier. Reasonably priced, our "Original Military Colors" of fast setting flat (matt) paint, can be used on metal or plastic model soldiers and painted or air brushed on plastic model airplanes and tanks.

We have also led in reference aids to the model soldier collector by publishing "The Model Soldier Manual," a helpful guide to "newcomers" as well as "old hands" to the hobby, for it outlines simply in step by step illustrations the assembly, converting and painting tips as well as information on building the groups and diorama scenes that attract so much attention in museums. Booklets on military uniforms are added to our publications periodically.

So, to the newcomer to this most fascinating hobby of recreating history in miniature, we say "Welcome" again, and to our "old hands" we hope you find the new additions to our line of interest and that this new, larger format and larger illustrations may stimulate your curiosity to try other models of our large selection to add to your display shelf.

Happy modeling,  
I/R Miniatures



## 900 BC to the 17th Century




C-35

C-35 German Tribesman, Ca. 1st Century A.D. When Caesar's Roman Legions, in 55 B.C., temporarily bridged the Rhine they battled the wild Germanic warlike tribes. Coloring guide in FULL COLOR included.



C-38

C-38 Viking Warrior, Ca. 1000 A.D. Raiders from Scandinavia brought death and destruction as they ranged the North Atlantic seeking plunder and slaves. Full Color guide.



C-22

C-22 The Musketeers of King Louis XIII & Cardinal Richelieu were popularized in stories of the "Three Musketeers". Coloring Guide included.



C-1

C-1 The Landsknecht of the 16th Century. This colorful figure comes with two handed sword. Complete with coloring guide.



C-28

C-28 Knight in Gothic Armor authentic down to the finest detail of the pig faced basinet with visor that actually lifts. The horse has light trappings including chanfron and crinet. Coloring information included.



C-20

C-20 Mounted Assyrian Archer. The mighty armies of Assyria conquered Babylon and Egypt in the 9th Century B.C. Coloring Guide included.



C-37

Burgundian Gunner and Bombard Ca. 1500. This bombard was the first gun that could be traversed as well as elevated. The set includes gunner in chain mail with rammer and moveable bombard.

C-37 Gunner  
9070 Bombard



C-21


C-21 Roman Legionary, 1st Century A.D. These soldiers secured the border of the Empire. Color guide included in FULL COLOR.



C-39

C-39 Slave Dealer and Slave Girl. A practice as old as organized warfare, inhabitants of a captured town were auctioned in the market place.





### *Men-at-Arms of the 14th Century*

The foot soldiers of the middle ages who fought in the battles of Agincourt, Poitiers, etc. were raised by the nobility from the serfs and peasants on their lands. Their ranks were stiffened by a few hired companies of trained archers or crossbowmen, who, like the landsknechts, were loyal only to their captains, and contracted to fight for booty pay. Never uniformed, these levies usually wore pieces of armor looted from the battlefield over their ordinary clothes, although some obsolete armor and weapons were issued from the noble's armory. The footmen in the retinue of a nobleman would wear his coat of arms on a small shield on their jerkin. Rules of combat forbade villains from fighting with a knight once the noble had been unhorsed.

- S-100 Archer, firing
- S-101 Archer, standing.
- S-102 Swordsman, advancing
- S-103 Swordsman, standing
- S-104 Pikeman, advancing
- S-105 Pikeman, walking
- S-106 Axeman, advancing
- S-107 Axeman, standing
- S-108 Crossbowman, standing
- S-109 Crossbowman, walking
- S-110 Hand Cannonier, walking
- S-111 Hand Cannonier, firing

Coloring guide included





ROYAL ROUSSILLON REGIMENT, 1755-60

This model represents a private in full marching order as he might have appeared at a portage, weighed down with equipment after unloading a canoe or batteau. Coloring guide IN FULL COLOR and reference for the other six French regiments in Canada included.

C-32



GRENADIER OF THE 77TH (HIGHLAND) REGIMENT OF FOOT, 1757-63

Served in America at the capture of Fort Du Quesne (renamed Fort Pitt) in 1758 and in the 1780 expedition against the Cherokee Indians in South Carolina. Coloring Guide IN FULL COLOR, including reference on the 42nd and 78th Highland regiments in America.

C-33



ROGERS' RANGERS, FRENCH AND INDIAN WAR, 1756-1760

The Rangers were active in the Lake George-Fort Ticonderoga area and are well known for their exploits against the Saint Francois Indians. Complete with painting instructions and a FULL COLOR print.

C-29

S-63 Diorama Packet—British. Contents: 4 packs, 4 muskets, 1 camp kettle, 1 axe, 1 cocked hat, 1 fusileer cap, 2 hatless heads, 4 arms

S-64 Diorama Packet—American. Contents: 4 packs, 4 muskets, 1 camp kettle, 1 axe, 1 cocked hat, 1 light infantry cap, 2 hatless heads, 4 assorted arms.

## ORDER INFORMATION FOR SERIES 41, 42, 43, 44, 50, 51 SHOWN ON FOLLOWING PAGES.

When ordering, the first two numbers of the ordering code refer to the hat series as found illustrated on the next pages (i.e., 41—American infantry in cocked hat, 42—American light infantry cap, 43—Washington's Guard, 50—British fusileer bearskin cap, and 51—British infantry in cocked hats).

The numbers on this page refer to the positions shown in the silhouettes.

So to order, combine first the hat series numbers—then the position number. (Example: 41-24 is an American infantryman wearing a cocked hat and standing in a relaxed position with his musket slung on his shoulder. See photo on next page.)

### MANUAL OF ARMS

- 1 **SHOULDER FIRELOCK**—The position of attention for soldiers of all armies.
- 2 **POISE & COCK FIRELOCK**—All soldiers bring their muskets before the face, the first rank kneels and all cock back the hammer into firing position on command.
- 4 **TAKE AIM & FIRE**—On commands, the 5 muskets are pointed and triggers pulled.
- 6
- 7 **HANDLE CARTRIDGE**
- 8 **CHARGE CARTRIDGE**
- 9 **ORDER FIRELOCK**
- PRESENT ARMS**—Similar to position 2.
- 10 **CHARGE BAYONET**—A position to receive an attack or offer challenge.
- 11 **ADVANCE ARMS**—The Carry position of the corporals and sergeants with muskets.
- 12 **SUPPORT ARMS**—An alternate position for the soldier if ordered to change from Shoulder Arms (1).

### MARCHING IN STEP

- 13 **SHOULDER FIRELOCK**—
- 14 **ADVANCED ARMS**—The formal carry for the N.C.Os.
- 15 **SUPPORT ARMS**—An alternate to position 13.
- 16 **SLOPE ARMS**—Another alternate favored by the Americans on the march.
- ROUTE MARCH**—out of step—any of the formal marching positions (13 through 15) may be ordered.
- 17 **SLUNG MUSKET**—Walking.
- 18 **SLUNG MUSKET**—Extended walk, bent forward.
- 19 **SLOPE ARMS**—Extended walk, bent forward.
- 20 **TRAIL ARMS**—Walking.
- 21 **TRAIL ARMS**—Extended walk, bent forward.
- 22 **SUPPORT ARMS**—Walking.

**CAMP LIFE**—Any of the models may be used in camp scenes, plus the following:

- 23 **RELAXED**—Musket across body.
- 24 **RELAXED**—Musket slung.
- GUARD DUTY**—Standing—position 1, walking—position 22.

**BATTLE**—All the formal standing and marching positions, plus the following action models:

- 25 **KNEELING**—Loading.
- 26 **FIRING**—Firing off hand.
- 27 **AT READY**—Bayonet leveled, feet spread.
- 28 **AT READY**—Bayonet leveled, advancing.
- 29 **AT READY**—Bayonet leveled, running, right leg up.
- 30 **AT READY**—Running, right leg up.

- 31 **AT READY**—Bayonet leveled, running, right leg back.
- 32 **AT TRAIL**—Running, right leg back.
- 33 **WOUNDED**—Falling back.
- 34 **WOUNDED**—Lying on back.

### BOY MUSICIANS

- 35 **DRUMMER, ATTENTION**—Playing.
- 36 **FIFER, ATTENTION**—Playing.
- 37 **DRUMMER, MARCHING**—Playing.
- 38 **FIFER, MARCHING**—Playing.

### OFFICERS—with spontoons.

- 39 **OFFICER, ATTENTION.**
- 40 **OFFICER, MARCHING.**
- 41 **OFFICER, ASTRIDE.**
- 42 **OFFICER, RELAXED.**
- 43 **OFFICER, RUNNING.**

### OFFICERS—with sword.





- 44 **OFFICER, ATTENTION.**
- 45 **OFFICER, MARCHING.**
- 46 **OFFICER, ASTRIDE.**
- 47 **OFFICER, RELAXED.**
- 48 **OFFICER, RUNNING.**

### OFFICERS—with musket.

- 49 **OFFICER, ATTENTION**—Saluting, cocked hat type.
- 50 **OFFICER, ATTENTION**—Saluting, other than cocked hat types.
- 51 **OFFICER, MARCHING.**
- 52 **OFFICER, ASTRIDE**—Firing.
- 53 **OFFICER, RELAXED.**
- 54 **OFFICER, RUNNING.**

\*All figures are metal in 54mm scale, supplied in kit form only.








## Series 41 American Infantryman

### Series 41-American Infantry in cocked hat

This was the basic uniform of the Continental Army during the American Revolution. The different states tried to supply their regiments with complete uniforms, but judging from the deserter reports of the day, men from the same state would have different colored regimental coats and facings, giving the army a very lively and colorful look when turned out for parade or battle. Enough clothing for the army was obtained from France in 1778 and again in 1780 when the troops from New Hampshire, Massachusetts and Rhode Island had dark blue coats with white facings, those from New York and New

Jersey had buff facings, Pennsylvania, Delaware and Maryland with scarlet facings while North Carolina as well as Georgia had dark blue coats and facings with white button hole lace. (Coloring information included with series #41 is for the Delaware regiment, Congress' Own Regiment and Washington's Guard)

*\*Ordering Note: When ordering series #41, use the numbered silhouettes for the position of the model you want. (Example: 41-24 pictured below).*




## Series 42 American Light Infantry

### Series 42-American in light infantry cap

A special company was formed in many of the American regiments, following the British system, of active, well disciplined men to function as light infantry scouts and skirmishers. At times all the American light infantry were gathered into an elite battalion for specific missions. The battalion of well trained and equipped soldiers that Delaware sent to join Washington's army before the battles of Long Island and White Plains were all wearing this type of cap, including officers and musicians. The clothing that arrived from France in 1778 for the entire army, including the light troops, was apportioned to the states' Continental regiments as follows:

dark blue faced red for North Carolina, Maryland, New Jersey, and New York, those who drew red brown uniform coats faced red were Virginia, Delaware, Pennsylvania, Massachusetts, New Hampshire and Congress' Own Canadian regiment. Since there were more blue faced red uniforms, some Massachusetts, Virginia and Delaware regiments were issued these. (Coloring information included with series #42 is for the Delaware Battalion, and Congress' Own light company).

*\*Ordering Note: When ordering series #42, use the numbered silhouettes for the position of the model you want. (Example: 42-20 pictured below).*






## Series 43 Officer-Commander-in-Chief's Guard

### Series 43-Washington's Guard in fur crested helmet

General Washington's infantry guard consisted of a full company of men charged with the protection of his person, his headquarters staff, military papers, money and baggage. Originally formed in March of 1776, it was reformed under secret orders in early 1778, authorizing only native born men as it was found that foreign born soldiers were unreliable, for indeed, a plot was uncovered involving several of his guard to assassinate the General. The reformed guard was composed of two men from the Continental regiments at Morristown, each man

had to be 5' 9" tall, well formed and disciplined. They were distinguished by their red waistcoats, and, after 1780, the fur crested helmet patterned after those adopted by Lafayette for his light infantry. (Coloring information for the Guard are included with this casting series #43, as well as for series #41 when they appeared in cocked hats).

*\*Ordering Note: When ordering series #43, use the numbered silhouette for the position of the model you want. (Example: 43-42 pictures below)*



## Series 44 American Marines


During the early years of the Revolution, Marines were raised and used by several of the States but little is known about their uniforms. General John Glover's Marblehead Regiment, made up largely of fishermen, are variously described as wearing blue round jackets and trousers trimmed with leather buttons, reefing jackets, or light colored coats faced red with buff breeches, blue stockings and felt hats. Maryland State Marines were thought to have been equipped with blue hunting shirts.

In November of 1775, the Congress authorized two battalions of Marines into continental service and thus, with the following resolution, started what was to become the present day Marine Corps:

*"That two battalions of Marines be raised consisting of one colonel, two lieutenant colonels, two majors, and other officers, as usual in other regiments; that they consist of an equal number of privates with other battalions; that particular care be taken that no persons be appointed to offices or enlisted into said battalions but such are good seamen or so acquainted with maritime affairs as to be able to serve with advantage by sea when required; that they be enlisted and commissioned to serve for and during the present war between Great Britain and the colonies, unless dismissed by order of Congress; that they be distinguished by the names of the First and Second Battalions of American Marines."*







S-57

S-59

51-12

51-22

51-1

51-15

51-8



51-14

51-33

41-25

41-21


41-34



41-41

41-28

51-4



51-27

51-10

41-5




## Series 50 British Fusileer

### Series 50- British Fusileer in fur cap

British fusileer regiments during the American Revolution wore the fur cap of the elite grenadiers. Three Royal Foot Regiments of Fusileers served in America, the 7th (Royal Fusileers), The 21st (Royal North British Fusileers) and the 23rd (Royal Welsh Fusileers). In addition, the 5th Foot also had fusileer style bearskin caps for the entire regiment, in recognition of their defeat of the grenadiers in 1759, but they were not titled "Fusileers" until many years after the Revolution. It is interesting to note that company

officers and N.C.O.s of fusileer regiments never carried pole arms as the rest of the army did at the beginning of the Revolution, but were armed with light muskets (fusée) from which the title fusileer was derived. (Coloring information included with this series #50 is for the 21st Foot)

*\*Ordering Note: When ordering series #50, use the numbered silhouettes for the position of the model you want. (Example: 50-13 pictured below).*




## Series 51 British Infantryman

### Series 51- British infantry in cocked hat

This was the basic dress for the British and Loyalist soldier during the Revolution. A soldier's regiment was distinguished by the color of the collar, lapels and cuffs of his red coat, and these "facing colors" ranged from dark blue for all Royal regiments, to shades of green, yellow, buff, red and black. Further identification were the numbers on his buttons and the colored striping on the white lace around the button holes. Loyalist infantry regiments originally were dressed in dark green coats with the above facing colors, but later in the war many changed to the red coats of the regulars. Musicians

of all British and Loyalist Foot regiments wore the bearskin of the grenadier and had the colors of their coats and lapels reversed, making a colorful compliment to the red of the army. (Coloring information included with this series #51 is for the 10th Foot, a yellow facing regiment, and Johnson's Royal Regiment of New York).

*\*Ordering Note: When ordering series #51, use the numbered silhouettes for the position of the model you want. (Example: 51-18 pictured below).*







73-13



85-04



72-01



72-17



74-03



80-22

## Cavalry of The American Revolution

	Philadelphia Light Horse Troop 1775-81	1st Continental Dragoons (Bland's) 1779	2nd Continental Dragoons (Sheldon's) 1779	3rd Continental Dragoons (Baylor's) 1777-79	4th Continental Dragoons (Moylan's) 1779	17th Light Dragoons 1776-81	Queen's Rangers (Simcoe's) 1778
<b>OFFICERS OF CAVALRY</b>	<b>Code No.</b>	<b>Code No.</b>	<b>Code No.</b>	<b>Code No.</b>	<b>Code No.</b>	<b>Code No.</b>	<b>Code No.</b>
Officer, pointing sword	70-01	71-01	72-01	73-01	74-01	80-01	85-01
Officer, hand on hip	70-02	71-02	72-02	73-02	74-02	80-02	85-02
Officer, sword upraised	70-03	71-03	72-03	73-03	74-03	80-03	85-03
Officer, sword up	70-04	71-04	72-04	73-04	74-04	80-04	85-04
Officer, firing pistol	70-05	71-05	72-05	73-05	75-05	80-05	85-05
<b>TROOPERS OF CAVALRY</b>							
Trooper, sword on shoulder	70-10	71-10	72-10	73-10	74-10	80-10	85-10
Trooper, carbine slung	70-11	71-11	72-11	73-11	74-11	80-11	85-11
Trooper, carbine on knee	70-12	71-12	72-12	73-12	74-12	80-12	85-12
Trooper, pistol upraised	70-13	71-13	72-13	73-13	74-13	80-13	85-13
Trooper, sword straight	70-14	71-14	72-14	73-14	74-14	80-14	85-14
Trooper, pistol upraised	70-15	71-15	72-15	73-15	74-15	80-15	85-15
Trooper, firing carbine	70-16	71-16	72-16	73-16	74-16	80-16	85-16
Trooper, drawn sword	70-17	71-17	72-17	73-17	74-17	80-17	85-17
<b>TRUMPETERS OF CAVALRY</b>							
Trumpeter, holding trumpet	70-21	71-21	72-21	73-21	74-21	80-21	85-21
Trumpeter, blowing	70-22	71-22	72-22	73-22	74-22	80-22	85-22
Trumpeter, blowing	70-23	71-23	72-23	73-23	74-23	80-23	85-23
Trumpet slung, sword drawn	70-24	71-24	72-24	73-24	74-24	80-24	85-24

C-34 Mounted Officer of Lauzun Legion

S-58 General George Washington, on standing horse.

S-57 General George Washington, hat in hand, (see page 8) on foot

S-59 Martha Washington (see page 8) on foot





85-15



80-02



72-21



74-10



71-12




70-11



73-23



80-16



71-05



70-24



C-34



S-58





53-82

53-80

53-60

54-71

54-81

53-83

53-83

55-81

55-68

## Hessians from the American Revolution

Long Island, White Plains, Trenton—throughout the Revolution, the Hessians provided an effective adjunct to the British army. I/R rounds out its ever expanding line of Revolutionary War figures by offering 3 types of Hessians—MUSKETEERS, FUSILIERS, GRENADIERS. All three types are offered in a large variety of action positions to build

small scenes or large dioramas. Again I/R has concentrated on detail by engraving the cap plates, seeing that all the equipment, such as canteen and haversacks are correct, and arming them with realistic swords and muskets. Coloring information included.



S-41

C-50

Standing attention  
Order firelock  
Standing firing  
Kneeling firing  
Kneeling at ready  
Kneeling loading  
Standing loading  
Standing at ready  
Marching  
Marching slope arms  
Advancing  
Walking musket slung  
Walking trail arms  
Standing musket slung  
Standing relaxed  
Lunging  
Lunging firing  
Wounded falling  
Running trail arms  
Charging  
Drummer Standing  
Drummer Marching  
Officer w/spontoon  
Officer carrying spontoon

## MUSKETEERS

53-60  
53-61  
53-62  
53-63  
53-64  
53-65  
53-66  
53-67  
53-68  
53-69  
53-70  
53-71  
53-72  
53-73  
53-74  
53-75  
53-76  
53-77  
53-78  
53-79  
53-80  
53-81  
53-82  
53-83

## FUSILIERS

54-60  
54-61  
54-62  
54-63  
54-64  
54-65  
54-66  
54-67  
54-68  
54-69  
54-70  
54-71  
54-72  
54-73  
54-74  
54-75  
54-76  
54-77  
54-78  
54-79  
54-80  
54-81  
54-82\*  
54-83\*

## GRENADIERS

55-60  
55-61  
55-62  
55-63  
55-64  
55-65  
55-66  
55-67  
55-68  
55-69  
55-70  
55-71  
55-72  
55-73  
55-74  
55-75  
55-76  
55-77  
55-78  
55-79  
55-80  
55-81  
55-82\*  
55-83\*

\*Same as 53-82 and 53-83

C-50 Hessian Officer, Regt. Erbprinz  
S-41 Field Jaeger of Hesse Cassel



53-72

53-74

55-77

54-71



54-70

54-62

54-64

55-68



53-76

54-75

55-78

53-65



53-61

55-63

55-67

55-66

55-73





51

53

54

52



C-48

The latest releases from I/R are 54 mm metal figures of Revolutionary War subjects. Kits are complete with painting information in full color.

- C-51 Continental Infantry
- C-52 Continental Sailor
- C-53 Continental Marine
- C-54 Militia Man
- C-48 British Light Infantry, Walking
- C-49 British Grenadier, Charging
- C-55 British General Officer, American Revolution
- C-56 British 17th Light Dragoon, 1775-83, on foot
- C-57 2nd Continental Dragoon, 1779-81, on foot
- C-60 British 17th Lt. Dragoon on foot with horse



C-49




C-57

C-56

C-60

C-55






With the creak of harness leather, the groaning of heavy wheels turning on their axles and a rattle of chains, civilian drivers moved this 6 pound cannon forward over rutted roads to take their part in our country's history. Used by both sides, fired by stalwart artillerymen, guns such as this belched forth round shot and grape during the famous battles of Trenton, Monmouth, Yorktown and many more. On one occasion, after a famous battle, General Washington wrote to his chief of artillery: "Never have guns been better served." Now available in unpainted form to the collector for the first time is this exciting miniature, carefully researched, detailed, and cast in the manner you have come to expect from Imrie/Risley Miniatures.

#### REVOLUTIONARY WAR ARTILLERY TEAM

- #9000 6 pound cannon kits
- #9001 Limber
- #9002 Wheel horse (W21)
- #9003 Lead Horse (W34)
- #9004 Civilian mounted driver
- #9005 Civilian driver standing
- AB#4 Wooden display base (unfinished only) 12½" x 5" x ¾."





# AMERICAN & BRITISH ARTILLERY OF THE REVOLUTION

(Assembly and coloring information included with each kit)



#9011

#9012

#9013



#6032

#6034

#6033

#9000

#6031



#6063

#6064

#9011

#6066



#6003

#6001

#6002

#6004



#6066

#6063

#6064

#6072

#9000

#6071



#6011

#6012

#9000

#6015

#6015

## Code No.

- #900 12 pound Napoleonic cannon kit (used in 1775)
- #9000 6 pound cannon kit
- #9011 3 pound "galloper" gun kit
- #9001 Limber (for use with cannon kits #900, 9000 & 9010)
- #9002 Wheel horse (W21) standing (to use with limber and "galloper" gun)
- #9003 Lead horse (W34) standing (to use with 6 and 12 pound guns)
- #9012 Wheel horse (W56) walking (to use with all guns)
- #9004 Civilian mounted driver (for lead horse only)
- #9005 Civilian driver standing (for any horse)
- #9013 Civilian driver walking (for any horse)

## Basic American & British in 1775-82

### Code No.

- |       |       |  |
|-------|-------|--|
| #6001 | #6051 | WALKING WITH THE GUN   |
| #6002 | #6052 | Walking with bucket  |
| #6003 | #6053 | Walking with ramrod  |
| #6004 | #6054 | Striding with handspike  |
| #6005 | #6055 | Walking with handspike   |
|       |       | Officer, walking with spontoon   |
|       |       | MOVING GUN INTO POSITION   |
| #6011 | #6061 | Walking, holding handspike   |
| #6012 | #6062 | Walking to hold handspike  |
|       |       | Two figures are needed to support trail of 3, 6, and 12 pound cannons.                 |
|       |       | MOVING GUN INTO POSITION   |
| #6013 | #6063 | Walking, for holding handgrips   |
| #6014 | #6064 | Walking, for holding handgrips   |
|       |       | Two figures are needed to support shafts of the "galloper" gun.                        |
| #6015 | #6065 | Pulling on drag rope   |
|       |       | Two of this model are needed to pull any gun.  |
| #6016 | #6066 | Officer, astride, holding spontoon.  |
|       |       | LOADING THE GUN  |
| #6013 | #6063 | Walking, for holding handgrips   |
| #6014 | #6064 | Walking, for holding handgrips   |
|       |       | Two figures are needed to carry the ammunition boxes supplied with the 6 pound cannon. |
| #6021 | #6071 | Ramming, or cleaning gun barrel  |
| #6022 | #6072 | Covering vent on gun barrel  |
| #6016 | #6066 | Officer, astride, holding spontoon.  |
|       |       | FIRING THE GUN   |
| #6031 | #6081 | Attention, with ramrod.  |
| #6032 | #6082 | Astride, with handspike.   |
| #6033 | #6083 | Firing the cannon.   |
| #6034 | #6084 | Striding with bucket.  |
| #6016 | #6066 | Officer, Astride, holding spontoon.  |



# MUSKET AND RIFLEMEN OF THE REVOLUTION



S-42



S-207

S-207 Bk. View

I/R Miniatures presents another series of figures in .54mm (1/32 scale) from the American Revolution. S-201 to 207 offers the collector a variety of positions plus *two* full color guides showing 7 different color schemes for the hunting shirts. We include the rifleman (S-42) because of his participation with the musketeers. These new figures form a colorful display with their hunting shirts ranging in color from purple through blue and green etc. This was a common form of dress throughout the war when many who had no regimental coats were issued this style of dress.

- S-42 Rifleman
- S-201 Musketeer, firing
- S-202 Musketeer, loading
- S-203 Musketeer, musket slung
- S-204 Musketeer, at the trail
- S-205 Musketeer, reaching for cartridge
- S-206 Musketeer, standing relaxed
- S-207 Musketeer, at the ready



S-205



S-204



S-206



S-203



S-202



S-201





C-16



C-18



C-19



C-15



4055



C-17



4056



S-56



4009



C-2



C-3



S-23

S-56 American Artilleryman, Lamb's Battery, complete with ramrod, musket, and drag rope.

C-15 An officer of the famous "Black Watch" Regiment in full dress uniform as he would appear in America during the Revolutionary War. Coloring guide included.

C-16 A soldier of the "Black Watch" Regiment in campaign uniform at the end of the Revolutionary War. Coloring information included.

C-17 The American musketmen that invaded Canada in General Arnold's attempt to capture Canada for the American cause is depicted in Canadian winter dress. Coloring guide included.

C-18 The two South Carolina regiments that defended their state from British invasion at Fort Moultrie at the beginning of the Revolution. Coloring guide included.

C-19 This model is an example of American Light Infantry as they appeared in their role during the attack on the British redoubt at Yorktown.

4055 Minuteman of the American Revolution as he appeared at Lexington and Concord, complete with "Brown Bess" musket and cartridge box, ready for action.

4056 Militia Man of the Revolution armed with the famed "Kentucky Rifle," powder horn and shot bag. These civilians organized as armed units were also used before the War as protection against hostile Indians.



4009 Drummer Boy of "Congress' Own" Regiment as they appeared at Fort Ticonderoga in 1776.

C-2 Militia Officer of the Virginia Regiment as he appeared before his regiment on parade. This is the style uniform worn by British Officers during the French and Indian War.

C-3 Colonial Lady circa 1755, companion piece for C-2.

S-23 Private of the 60th Foot (Royal Americans), 1758. This fully equipped soldier can also be painted as private of the "Jersey Blues."





### *The 42nd (Black Watch) at Waterloo*

I/R Miniatures Highlanders form the perfect dioramas of the Waterloo and Quatre Bras Squares, affording the collector a wide range of positions. The figures also make handsome individual models and may be painted as any of the Highland Battalion Companies of the period.

Coloring guide included

- S-150 Piper Marching
- S-151 Officer, Standing Sword Drawn
- S-152 Officer, Standing with Flag
- S-153 Sergeant, Advancing with Pike
- S-154 Sergeant, Walking Pike on Shoulder
- S-155 Highlander, Standing Firing
- S-156 Highlander, Loading
- S-157 Highlander, At the Ready
- S-158 Highlander, Third Rank
- S-159 Highlander, At Ease
- S-160 Highlander, Kneeling At Ready
- S-161 Highlander, Kneeling Loading





S-71N

S-72N


S-73N

### Napoleonic "Old Guard" Grenadiers

The pride of Napoleon's army, the famous "Old Guard" Grenadiers, produced in a variety of positions uniquely suited for small groupings and dioramas. From bearskin to cartridge box every detail is there to make these new figures come alive. Color guide included.

S-69 Firing  
S-70 At ease  
S-71 Marching  
S-72 Drummer walking

S-73 Officer walking  
S-74 At ready  
S-75 Advancing



S-69N

S-74N

S-75N

S-70N



C-4



C-7

C-4 Cuirassier Officer, 1809-1812

C-7 Sapper of Napoleon's Old Guard, ca. 1812.

### FRENCH ARTILLERY 1775-1815

900 12 pounder fieldpiece.

28 pieces in this kit, including working elevation screw, moveable ammunition box lid, handspikes, sponge rod, water bucket, firing stick, assembly instructions and information on the movement of the crew to fire the cannon, plus color information on artillery pieces of all armies.

2022

2000

2006



Dismounted Hussars. Each of these hussars can be painted in any of the uniforms of the various regiments. Complete with coloring guide.

2022 Trumpeter Elite Company, 1800-1815

2000 Officer, ca. 1790, in wing cap

2006 Trooper, 1800-12 in shako





# Hussars

## MOUNTED FRENCH HUSSARS

### HUSSARS IN WING CAP, early 1700's-1800

- 1000 Officer, standing horse, sabre on shoulder
- 1001 Trooper, standing horse, sabre on shoulder
- 1002 Trumpeter, standing horse, trumpet slung
- 1003 Trooper, dismounted, holding standing horse
- 1010 Officer, walking horse, hand on hip
- 1011 Trooper, walking horse, holding carbine
- 1012 Trumpeter, walking horse, holding trumpet
- 1015 Officer, charging horse, sabre pointing
- 1016 Trooper, charging horse, sabre pointing
- 1017 Trumpeter, charging horse, blowing trumpet

### HUSSARS IN SHAKO, 1800-1812

- 1020 Officer, standing horse, sabre on shoulder
- 1021 Trooper, standing horse, sabre on shoulder
- 1022 Trumpeter, standing horse, trumpet slung
- 1023 Trooper, dismounted, holding standing horse
- 1030 Officer, walking horse, hand on hip
- 1031 Trooper, walking horse, holding carbine
- 1032 Trumpeter, walking horse, holding carbine
- 1035 Officer, charging horse, sabre pointing
- 1036 Trooper, charging horse, sabre pointing
- 1037 Trumpeter, charging horse, blowing trumpet

### HUSSARS, ELITE COMPANY, 1800-15, IN BUSBY, (full dress)

- 1040 Officer, standing horse, sabre on shoulder
- 1041 Trooper, standing horse, sabre on shoulder
- 1042 Trumpeter, standing horse, trumpet slung
- 1043 Trooper, dismounted, holding standing horse
- 1050 Officer, walking horse, hand on hip
- 1051 Trooper, walking horse, holding carbine
- 1052 Trumpeter, walking horse, holding trumpet
- 1055 Officer, charging horse, sabre pointing
- 1056 Trooper, charging horse, sabre pointing
- 1057 Trumpeter, charging horse, blowing trumpet

### HUSSARS IN CYLINDRICAL SHAKO, 1812-15

- 1062 Trumpeter, standing horse, trumpet slung
- 1063 Trooper, dismounted, holding standing horse
- 1076 Trooper, charging horse, sabre pointing



1062 Trumpeter, standing horse (B-13), trumpet slung



1011 Trooper, walking horse, holding carbine



1076 Trooper, charging horse, sabre pointing



1015 Officer, charging horse, sabre pointing

## DISMOUNTED HUSSARS

### HUSSAR IN WING CAP, early 1700's-1800

- 2000 Officer, standing with drawn sabre
- 2001 Trooper, standing with carbine
- 2002 Trumpeter, standing holding trumpet

### HUSSARS IN SHAKO, 1800-12

- 2005 Officer, same as above
- 2006 Trooper, same as above
- 2007 Trumpeter, same as above

### HUSSAR, ELITE COMPANY, 1800-15, IN BUSBY (full dress)

- 2010 Officer, same as above
- 2011 Trooper, same as above
- 2012 Trumpeter, same as above

### HUSSAR IN CYLINDRICAL SHAKO, 1812-15

- 2015 Officer, same as above
- 2016 Trooper, same as above
- 2017 Trumpeter, same as above

### HUSSAR, ELITE COMPANY, 1800-15, IN BUSBY (field dress)

- 2020 Officer, same as above
- 2021 Trooper, same as above
- 2022 Trumpeter, same as above



1021 Trooper, standing horse, sabre on shoulder



1020 Officer, standing horse, sabre on shoulder



1050 Officer, walking horse, hand on hip



1012 Trumpeter, walking horse, holding trumpet



1063 Trooper, dismounted, holding standing horse



1057 Trumpeter, charging horse, blowing trumpet




## Civil War Infantry

Superb and authentically detailed unpainted castings 54mm high. The head and arms are separate and interchangeable. Large groups and dioramas can be assembled, with no two figures exactly the same. The spirit of the battles of the Civil War can be re-created in these lifelike replicas of those rugged soldiers of the North and South.

### SPECIFY UNION OR CONFEDERATE Complete With Coloring Guide

- S- 4 Advancing
- S- 5 Marching
- S- 6 Standing firing
- S- 7 Standing at ready
- S- 8 Standing relaxed
- S- 9 Running, left foot back
- S-10 Running, right foot back
- S-11 Running, left foot forward
- S-12 Attention, shoulder arms
- S-13 Kneeling firing
- S-14 Dead, on back
- S-15 Company officer standing
- S-16 Company officer walking
- S-17 Company officer running
- S-19 Drummer boy marching
- S-21 Federal infantryman in overcoat at attention (Union Only)

All parts are interchangeable except for the drummer's arms and S-21.



S-16c

S-8c

S-6c

S-13c

S-4c



S-9c

S-7c

S-5u

S-11u

S-12u



S-17u

S-10u

S-19u

S-21

S-14



C-14

### CIVIL WAR ZOUAVES\*

- S-25 Vivandiere, 114th Pennsylvania Volunteer Infantry (Collis Zouaves).
- S-26 Union Zouave, 146th New York, standing with cup.
- S-27 Union Zouave, 146th New York, shoulder arms.
- S-28 Union Zouave, 146th New York, firing.
- S-29 Union Zouave, 146th New York, at ready.
- S-30 Confederate Louisiana Zouave, with cup.
- S-31 Confederate Louisiana Zouave, shoulder arms.
- S-32 Confederate Louisiana Zouave, firing.
- S-33 Confederate Louisiana Zouave, at ready.

\*The zouave casting is a basic type and may be painted as almost any zouave unit, North or South.



S-26

S-25

S-33





3023



3013



3004

## Civil War Cavalry

### ON STANDING HORSES

#### CODE NO.

- 3000 Officer, arm upraised
- 3001 Trooper, carbine slung
- 3002 Bugler, bugle slung
- 3003 Guidon Confederate
- 3004 Guidon, Union
- \*3005 Lancer, Union
- 3006 Trooper, on picket duty

### ON WALKING HORSES

#### CODE NO.

- 3010 Officer, hand on hip
- 3011 Trooper, holding carbine
- 3012 Bugler, holding bugle
- 3013 Guidon, Confederate
- 3014 Guidon, Union (horse)
- \*3015 Lancer, Union

### ON RUNNING HORSES

#### CODE NO.


- 3020 Officer, with pistol
- 3021 Trooper, with saber
- 3022 Bugler, blowing
- 3023 Guidon, Confederate
- 3024 Guidon, Union
- \*3025 Lancer, Union
- 3026 Officer, on falling horse

Each figure comes with assembly instructions and Union and Confederate coloring information.

\*6th Pennsylvania Volunteer Cavalry (Rush's Lancers). Use Officer, Bugler and Guidon castings to complete this regiment.




3021




3011



3010



3026



3001



3002





3030 Union officer (General Meade) with field glasses.  
 3031 Union officer (General Meade) pointing with sword.  
 3032 Confederate officer (General Jackson) with field glasses.  
 3033 Confederate officer (General Jackson) pointing with sword.  
 C-58 Confederate Gen. J.E.B. Stuart.  
 C-63 Confederate Gen. Robert E. Lee.




C-63



C-58



3032



3031

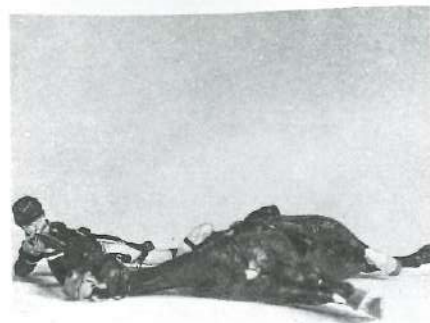




3050



3051



3055



3052



S-39A

S-39B



S-34



S-37



S-40



S-38

## Civil War Cavalry Dismounted


CIVIL WAR DISMOUNTED CAVALRYMEN WITH HORSE each with coloring guide for Union or Confederate cavalryman.

- 3050 Trooper dismounting
- 3051 Trooper horse handler
- 3052 Trooper walking with horse
- 3053 Trooper kneeling firing over dead horse
- 3054 Trooper kneeling loading over dead horse
- 3055 Trooper lying firing over dead horse

CIVIL WAR DISMOUNTED CAVALRYMEN IN ACTION each with coloring guide for Union or Confederate cavalryman.

- S-34 Trooper standing firing.
- S-35 Trooper standing astride.
- S-36 Trooper walking.
- S-37 Trooper running.
- S-38 Trooper kneeling firing.
- S-39A Trooper kneeling at the ready.
- S-39B Trooper kneeling loading.
- S-40 Trooper lying firing.





S-66

S-67

S-65

#9021

## *Civil War Artillery and Crew*

Imrie/Risley Miniatures now offers Guns of the Civil War Field Artillery used by both the North and South, to give your groups and dioramas a variety of interest. Each model comes with a color guide for both Union and Confederate cannon and crews.

### CANNON KITS

#9020 12 pdr. bronze "Napoleon" smooth bore gun-howitzer, model 1857

#9021 10 pdr. iron Parrott rifle, ca. 1861

#9022 12 pdr. steel Whitworth breech or muzzle loading rifle, ca. 1861

### CREWS

#### UNION OR CONFEDERATE

S-65 Gunner pulling lanyard

S-66 Cannoneer with ramrod

S-67 Cannoneer with case

S-68 Officer of Artillery


(Color guides for both included with each kit.)



S-68



S-1



#9022 12 pdr. Whitworth


#9020 12 pdr. Napoleon

#9021 10 pdr. Parrott

25



## Civil War 3-Inch Ordnance Rifle And Limber With Ammunition Chest



### KIT 9023 3-INCH ORDNANCE RIFLE, 1861-65

Officially adapted by the U. S. Army Ordnance Board in 1861, this light rifled field gun was the most-used light artillery piece of the Civil War and was greatly prized by Confederate artillery when captured. This kit is a welcome addition to our other field pieces—Kit 9020 12-pdr. bronze Napoleon smoothbore gun-howitzer, Kit 9021 10-pdr. iron Parrott rifle and Kit 9022 12-pdr. steel Whitworth breech or muzzle loading rifle, which was imported from England (see I/R Catalog #160, page 25 for guns and crew). Assembly guide included with each model.

### KIT 9025 LIMBER WITH AMMUNITION CHEST

Each Civil War cannon was attached to a limber with its ammunition chest when the field or horse artillery took the field, and was drawn by a six horse team. When the cannon was removed (unlimbered) from the limber and went into firing position, the horse teams were removed to the rear and the limber was brought close to the rear of the cannon's trail for a rapid supply of ammunition. This kit comes with ammunition for all our cannon kits (9020, 9021, 9022 and 9023) to insert into the open limber chest. A step by step assembly guide is included.



—30 SKINNER'S HORSE, INDIAN ARMY, circa 1900. This model a Sowar (trooper) in full dress mounted on a walking horse and can be painted not only as Skinner's Horse, nicknamed the "Yellow Boys" for the yellow uniform coats, but also in several different uniforms of Bengal Cavalry. A color guide in full color included.



C-31 17th LANCERS, CRIMEAN WAR. The Lancer in full kit, lance lowered and mounted on a rearing horse, depicts the moment when the Light Brigade charged into the "Valley of Death" against the Russian artillery near Balaclava. Coloring guide in full color included.





C-26 Apache dressed in typical Indian costume with checkered shirt and colorful vest.



C-9 Regular American Infantry, Cuba, ca. 1898.



C-6 American Paratrooper, ca. 1944.



C-8 Regular U.S. Infantry, Mexican War, 1846-48.



C-27 Iroquois from the Colonial period.



C-10 Regular American Infantry, War of 1812.



C-11 World War I Doughboy, 1917-18.



Texas Ranger on Horse, ca 1870. C-41



C-25 Sioux Warrior mounted on a running horse and armed with a lance and knife. Separate feathers are included to add variety to this magnificent figure. C-12 Western Cavalry Officer, makes a fine companion figure for the Sioux. Coloring information included.



C-12 This cavalry officer leading a pell mell charge across the Western Plains is reminiscent of the drawings of Fredric Remington or Schreyvogel. Coloring guide included.




## Naval Artillery of the 18th Century

Both naval and merchant ships of the 18th century carried deck guns for protection from enemy war ships, privateers and pirates. Qualified seamen were enlisted while others were impressed into naval service from ships on the high seas or by press gangs ashore, a practice indulged in by all the naval powers of the period.

Sailors were not issued uniforms during the 18th century but wore various pieces of civilian clothing. The officers did, however, wear regulation uniforms, as did the marine detachments stationed on ships.


#9040 32 pdr. Carronade with wooden base  
C-40 American Naval Officer  
K-103 Carronade and Officer



#9040 32 pdr. Carronade



C-40



K-102 12 pdr. naval Gun and Sailor

For a matching deck section, Imrie/Risley Miniatures can now offer our 18th Century Sailor and 12 pdr. Naval Gun on the same size wooden base as K-103.  
K-102



S-120

S-122

C-36

S-120

Ship's Captain standing with arms folded. Complete with painting instructions in full color.  
S-120

Sailor, Parrying with Cutlass. Comes complete with pistol and firing stick to be interchanged with cutlass in the hand. Coloring guide in full color included.  
S-121

Sailor, Lunging with Cutlass. Complete with interchangeable pistol and firing stick and full color painting instructions.  
S-122

Sailor with Cannon Ramrod and bucket plus full color painting instructions.  
C-36

12 Pound Ship's Cannon complete with assembly and full color painting guide.  
9030



S-121

S-122

S-121



---

# I/R Newsletter

---

## NAPOLEON'S CUIRASSIERS AND CARABINIERS, From Russia to Waterloo, 1812-1815



*I/R Cavalry Kits painted by Bill Eubank*

*I/R Highlander Kits painted by Susan Leicht*

### Carabiniers Charging A Highland Square At Waterloo

From Napoleons invasion of Russia (1812), to the retreating battles of 1813 and 1814, the heavily armored 12 regiments of cuirassiers and the 2 elite regiments of carabiniers fought valiantly to save the empire, and were re-activated for Napoleon's hundred days of power which ended at the climactic Battle of Waterloo, June 18th, 1815. These new I/R kits offer three different simplified three piece charging horses for easy assembly for officers, troopers and trumpeters. Each 54mm scale kit comes with a full color uniform painting guide.



C-190 CARABINIER TROOPER



C-191 CARABINIER TRUMPETER



C-189 CARABINIER OFFICER



C-188 CUIRASSIER TRUMPETER



C-187 CUIRASSIER TROOPER



C-186 CUIRASSIER OFFICER



# I/R NEWSLETTER



**C-235 OFFICER**

This elite regiment of light horse of the Imperial Guard was first raised in 1807 of Polish volunteers. They became lancers in 1809. The regiment fought in Spain, Europe, and Russia. Some served on Elba with Napoleon in exile, and returned to fight at Ligny and Waterloo.

Officer, I/R Kit C-235:



**1st Regt. (POLISH LANCERS)  
Napoleon's Imperial Guard, ca.1812-15**

**C-236 TROOPER**

After fighting at the battle of Wagram, July 5-6, 1809, troopers of the Polish Light Horse picked up the abandoned lancers of their enemies and became lancers as well as light cavalry.


Trooper, I/R Kit C-236:



**C-237 TRUMPETER**

The trumpeters of this regiment, who signaled the officer's orders in battle with their clarion calls, were Frenchmen, not Polish. Their colorful uniforms showed up well in the smoke of battle, where these important men were so necessary to summon the men to the commands.

Trumpeter, I/R Kit C-237:



**9026-M  
CIVIL WAR CAISSON  
Union or Confederate**

Our series of artillery pieces from the Civil War is rounded out with the addition of a caisson, complete with two ammunition boxes, spare limber pole, extra wheel, and cannon trail stock, as well as pickax, felling axe, shovel, and handspike. It was always attached to the limber, (another piece: 9025, in our line of artillery) and pulled by four to six horses when it was taken into battle. Union caissons were usually painted olive drab; Confederate colors were gray.

9026-M All metal caisson, extra wheel, limber pole, cannon trail, and two chests

**9025-M**

## **CIVIL WAR ARTILLERY**

All metal parts:  
(except 9026-M)

- 9020-M 12 pd "Napoleon" gun
- 9021-M 10 pd Parrott rifle
- 9022-M 12 pd Whitworth rifle
- 9023-M 3-inch Ordnance rifle
- 9025-M Limber & ammunition chest

9026-M Caisson, chests & tools

## **CIVIL WAR ARTILLERY**

Resin trail, barrel & wheels,  
and metal small parts

- 9020-P 12 pd "Napoleon" gun
- 9021-P 10 pd Parrott rifle
- 9022-P 12 pd Whitworth rifle
- 9023-P 3-inch Ordnance rifle
- 9025-P Limber & ammunition chest

**SPECIAL NOTICE.** Starting in October 1996 -99, THE DANBURY MINT has been authorized by I/R Miniatures to offer monthly one reasonably priced painted figure of Civil War soldiers, to be set in two different diorama bases. There will be 23 each of Union and Confederate leaders, soldiers or mounted cavalymen, plus two painted cannons. Look for their magazine ads.



## VICTORIAN CHRISTMAS CAROLERS



C-200

From Christmas to Twelfthnight families and companions would gather outside the houses of friends to sing carols in the spirit of good cheer, and receive the wassail bowl, the traditional drink of this season of joy. Each one piece casting is available separately, or all five on a special base. A coloring guide is supplied, or these pewter castings can be painted black, and when dry, carefully hand rubbed with #000 or #0000 steel wool to give a glowing, antique pewter display.

C-195 Father      C-196 Son      C-197 Mother \$9.00ea  
C-198 Daughter      C-199 Lamppost      C-200 All 5 Pieces-special base



C-195



C-196



C-197



C-198

## CIVIL WAR ITEMS

C-192 Lt. General James Longstreet, C.S.A., At Gettysburg, July 1863

General Longstreet, 1st Corps commander of the Army of Northern Virginia, tried to persuade his commander and good friend General Robert E. Lee to flank the Union defenses building up at Gettysburg, Pennsylvania. But Lee wanted a decisive defeat, so the battle raged for three days, culminating in the famous charge and repulse of Longstreet's 13,000 Confederate troops on the afternoon of 3 July, 1863. A coloring guide is included with this single piece kit.


C-192



C-192



C-193



C-194

### C-193 Civil War Accessories-Weapons

A packet of 4 different rifles, a carbine, shotgun, pistol, bayonet and cavalry saber for dioramas of battlefield or camp scenes.

C-193 Weapons

### C-194 Civil War Accessories-Equipment

Many pieces not offered with I/R kits, such as a back pack with blanket roll, a canteen and cup, an ammunition box with sling, a kepi cap and slouch hat, a bugle and a head without a hat for conversions in dioramas of camp or battlefield displays.

C-194 Equipment



# I/R Newsletter

## LEADERS OF THE BLUE AND GRAY, 1861-65 (A continuing Series in 54mm Scale)



C-201\*

C-201\* General Philip Sheridan, known as "Little Phil" to his soldiers, because of his 5'4" height, rallied his retreating Union Army by riding his famous black charger, Rienzi, the 14 miles from Winchester, VA., to the battle at Cedar Creek where he recaptured the lost ground and forced the Confederate Gen. Jubal Early to retire with heavy losses, on 19 Oct. 1864. Each kit comes with a coloring guide and historical text.



C-202\*

C-202\* Confederate General Ambrose Powell Hill, wearing his red battle shirt, rushed his light division from Harper's Ferry, VA., to the battle at Sharpstown, MD., on 17 Sept. 1862, covering the 15 Miles in 6½ hours to save General Robert E. Lee's Army from defeat in the nick of time. This kit comes with a coloring guide and historical text.



C-203\*

C-203\* Confederate General George E. Pickett arrived on the 3rd day of the battle at Gettysburg, PA., with his fresh division. He was given the task of forming his troops and other battle weary divisions into a parade ground style march to break the Union line, only to view from the sidelines as these brave men were repulsed for lack of reserves. This kit comes with a coloring guide and historical text.

C-204 Union General George Gordon Meade was appointed Commander of the Army of the Potomac just two days before the unexpected three day Battle of Gettysburg (1-3 July 1863). With great skill, he fed his divisions into the defense line south of the town and was able to block the southern invasion of the North. A coloring guide and historical text come with this kit.



C-204

\* These kits are offered with simplified 3 piece horses.



# I/R Newsletter



C-216



C-217



C-218

**C-216 Maj. Gen. John Bell Hood, C.S.A.** Hood was an aggressive leader who, at Gettysburg, led his Texas division into battle at the "Devil's Den", below Little Round Top, where his left arm was shattered by a bursting shell. Despite many wounds and injuries, he continued his fighting spirit until the end of the war. I/R Kit C-216

**C-217 Gen. John Hunt Morgan, C.S.A.** As a veteran of the Mexican War, John Hunt Morgan, of Kentucky, raised an elite group of militia cavalry prior to the Civil War. They joined the Confederate Army, where they operated behind Union lines, raiding and disrupting supply lines and communications. I/R Kit C-217

**C-218 Col. Joshua Lawrence Chamberlain, U.S.A.** On the second day of the Battle of Gettysburg, Col. Chamberlain rushed his 20th Maine Volunteer Infantry Regiment up Little Round Top, at the extreme left of the Union defense line, with orders to hold at all cost. This college professor, with no military background and only 368 men, repeatedly turned back the Confederate troops charging uphill. Finally, out of ammunition, he and his men charged downhill to break the last Confederate rally. I/R Kit C-218

## C-219 Rear Admiral David Glasgow Farragut, U.S.N.

Captain Farragut of the U.S. Navy was given command as flag officer of the West Gulf Blockading Squadron with the mission of sailing up the Mississippi to capture the port city of New Orleans, La., to stop the supplies of foreign goods to the Confederate Armies. This task was achieved on 29 April 1862. His squadron then sailed north as far as Vicksburg, Miss., but could not subdue this city because he had no Union army forces to attack and occupy the city. Farragut was the first officer in the U.S. Navy to attain the rank of full Admiral. I/R Kit C-219

**C-220 Civil War Sailor, 1862-65.** Seamen of both the Union and Confederate navies wore the same uniform style and color until 1863, when the Confederate gray uniform was authorized. I/R Kit C-220



C-219



C-220



# I/R NEWSLETTER

GETTYSBURG, PA.  
1 JULY 1863



C-221 Maj. Gen. John F. Reynolds

C-221 Maj. Gen. John F. Reynolds, U.S.A., rushed his I Corps of the Army of the Potomac to the relief of Gen. Buford's 2,700 dismounted Union cavalymen outside of Gettysburg, to hold the line against 7,5000 Confederate infantrymen. I/R Kit C-221



C-222 Maj. Gen. John Buford

C-222 Maj. Gen. John Buford, U.S.A., threw his two brigades of cavalry, armed with breech-loading carbines, to hold a line of battle until relieved by Union infantry, causing Gen. R. E. Lee's leading division to fight on ground not of his choosing. I/R Kit C-222

## C.S.A. LEADERS



C-223

C-223 GEN. JOHN B. GORDON, C.S.A., at the Battle of Sharpsburg (Antietam), 17 Sept. 1862, placed his 6th Alabama Regiment in a sunken road to defend the Confederate line against wave after wave of advancing Union infantry. Wounded six times there, Gordon survived to lead Gen. R. E. Lee's Army of Northern Virginia to the surrender at Appomatox. I/R Kit C-223

C-224 GEN. P.G.T. BEAUREGARD, C.S.A., was appointed to be the Confederate commander of Charleston, S.C. He started the Civil War when his artillery batteries opened fire on Fort Sumter in the harbor. I/R Kit C-224



C-224

## GHOST OF CHRISTMAS PRESENT

C-225 THE GHOST OF CHRISTMAS PRESENT, from Charles Dickens' "A Christmas Carol." Unlike the small ethereal ghost of Christmas Past, this spirit was a tall, jolly ghost who spread out a Christmas Feast at his feet for the miser Ebenezer Scrooge.

I/R Kit C-225

C-99 Santa Claus  
CAROLERS:

C-195 Father

C-196 Son

C-197 Mother

C-198 Daughter

C-199 Lamppost

C-200 All 5 pcs., one base

Dickens' "A Christmas Carol"

C-105 Tiny Tim & Bob Cratchit

C-116 Scrooge

C-126 Marley's Ghost

C-138 Mrs. Cratchit, children

C-146 Mr. Fezziwig dancing

C-159 Mrs. Fezziwig dancing


C-167 Scrooge's Nephew

C-175 The Poulterer w/ turkey

C-179 Scrooge's Third Ghost

C-215 Ghost, Christmas Past

C-225 Ghost, Christmas Present



C-225

C-116



# I/R Newsletter

## CIVIL WAR LEADERS, 1861-65

(A continuing Series in 54mm Scale)



C-205



C-207

denying troops and supplies from reaching Gen. R.E. Lee's Army of Northern Virginia. With 20 days of supplies in his wagons, his 60,000 troops lived off the land, cutting a 50 - 60 mile swath through Georgia, impoverishing all in their wake, to capture the port city of Savannah, GA, on 21 Dec.

**C-205 Union General Ambrose E. Burnside** commanded the last of the three assaults at the Battle of Antietam (Sharpsburg), MD., 17 Sept. 1862, that Gen. George McClellan planned to destroy Confederate Gen. R.E. Lee's Army of Northern Virginia. Unfortunately, Burnside never received his orders until late in the afternoon, and his troops met stiff opposition crossing the stone bridge (later called Burnside's Bridge) over Antietam Creek. This delay allowed Lee's reinforcements to reach Sharpsburg, and the Union Army of the Potomac was unable to cut off Lee's return to Virginia.

**C-206 Confederate General Lewis A. Armistead** at the Battle of Gettysburg, 3 July, 1863, led his brigade in General George Pickett's division to break the Union line on the third day of battle. With his hat on the point of his sword, Armistead rallied his men; but by the time he reached the stone wall before the Union cannon, eye witnesses wrote that his hat had slipped to his sword hilt just before he was mortally wounded.

**C-207 Union General Philip H. Sheridan** at the Battle of Five Forks, VA, 1 April 1865, was ordered by General U.S. Grant to cut the railroad supply line from the south with his cavalry, augmented by infantry regiments. This endeavor was to force Gen. R.E. Lee to abandon his ten month defense of Petersburg and Richmond. Both Confederate General G. Pickett and Gen. Fitzhugh "Roonie" Lee (Gen. Lee's nephew) had left the lines at Five Forks without telling their second in command, returning only after their units were in full retreat, forcing Gen. R.E. Lee to retreat to Appomattox Court House, VA, and surrender to Grant on 9 April 1865.

**C-208 Union General William Tecumseh Sherman** marched his Western Army, after his capture of Atlanta, GA., to the sea (15 Nov. - 21 Dec., 1864, over 300 miles, to cut the Confederacy in half,



C-206

I/R Kit C-207



C-208\*

## PRIOR RELEASES OF UNION AND CONFEDERATE LEADERS

(Each 54mm kit has a coloring guide and historical text)

### FIGURES ON FOOT

- C-130 President A. Lincoln
- C-131 U.S.A. Gen. U.S. Grant
- C-132 C.S.A. Gen. Robert E. Lee
- C-133 C.S.A. Gen. "Stonewall" Jackson
- C-184 C.S.A. Pres. Jeff Davis
- C-185 C.S.A. Gen. JEB Stuart
- C-192 C.S.A. Gen. J. Longstreet
- C-204 U.S.A. Gen. G. G. Meade
- C-205 U.S.A. Gen. A. E. Burnside
- C-206 C.S.A. Gen. L. A. Armistead
- C-207 U.S.A. Gen. P. H. Sheridan

### FIGURES ON HORSES

- C-58 C.S.A. Gen. JEB Stuart
- C-63\* C.S.A. Gen. Robert E. Lee
- C-85\* U.S.A. Gen. George Custer
- C-117\* C.S.A. Gen. N. B. Forrest
- C-169\* C.S.A. Col. John S. Mosby
- 3030 U.S.A. Gen. G. G. Meade w/binoculars
- 3031 U.S.A. Gen. G.G. Meade w/sword
- 3032 C.S.A. Gen. "Stonewall" Jackson w/binoculars
- 3033 C.S.A. Gen. "Stonewall" Jackson w/sword
- C-208\* U.S.A. Gen. Wm. T. Sherman


\* These kits are offered with simplified 3 piece horses



# I/R Newsletter



C-209



C-211



C-210

## ROMAN GLADIATORS, 1st Century A.D.

The first record of gladiators in Rome was in 264 B.C., when war prisoners, slaves or condemned criminals fought to the death as amusement at funeral games. Later, free men and women fought for fame and wealth in the arena. When the giant Colosseum was completed in Rome (80 A.D.), a hundred days of gladiatorial combats, naval contests and wild beast fighting was decreed by the new emperor Titus.

The practice of throwing Christians to the lions ceased sometime in the early 4th century, and gladiator combat was abolished in the 5th century. Wild beast fighting, however, continued into the 6th century.

- C-209 **THE SECUTOR**, a heavily armed gladiator representing Mars, the Roman god of war. A full color painting guide is included.
- C-210 **THE RETIARIUS**, a gladiator without armor, representing Neptune, the god of the sea, who fought with a fisherman's net and trident spear. A full color painting guide is included.
- C-211 **A LION**, the king of wild beasts, always a crowd pleaser for all the sports fans. Over 50,000 lions were imported into Rome in a forty year period. Descriptive coloring information included.

**OTHER I/R FIGURES OF THIS PERIOD** (pictured in our catalog):

- C-21 **A Roman Legionary**. Full color painting guide.
- C-35 **A German Tribesman**. Full color guide included.



C-212



C-213



C-214

## NEW UNION CIVIL WAR GENERALS

(54mm kits with coloring guide and historical texts.)

- C-212 **BRIG. GEN. GEORGE ARMSTRONG CUSTER**, was the flamboyant boy general of cavalry at the age of 23, led his men in every battle fought by the Union Army of the Potomac, except one, from 1st Bull Run, 1861, to that of Gen. Lee's surrender in April of 1865.
- C-213 **MAJ. GEN. JOSEPH HOOKER**, known as "Fighting Joe" in the Union newspapers, took command of the Army of the Potomac in Jan. 1863, only to send his army into the Wilderness of northern Virginia for the confusing four day battle of Chancellorsville (1-4 May 1863).
- C-214 **MAJ. GEN. WINFIELD SCOTT HANCOCK**, commander of the II Corps at Gettysburg on 2 July 1863, spied the 1,000 Confederates advancing to split the Union lines at Cemetery Ridge. He ordered his only reserves, 262 men of the 1st Minnesota, to fix bayonets and charge the southerners. After 15 minutes, only 47 were left standing when Union reinforcements arrived to close the gap in the line, thus saving the entire army from being lost.



# I/R NEWSLETTER



**C-228 BRIG. GEN. WILLIAM BARKSDALE, C.S.A.  
at the Battle of Gettysburg, Pa., 2 July 1863**

William Barksdale was born in Tennessee in 1821, and fought in the Mexican War in the 2d Mississippi Reg't. Elected to the U.S. House of Representatives, he served until his state seceded in 1861, and joined the Confederate Army as colonel of the 13th Miss. Reg't., fighting in all the major battles. On the second day of Battle at Gettysburg, Gen. Longstreet ordered Barksdale, with his 1600, men to capture the federal cannons in the peach orchard at the southern part of the battle. His spirited charge cost 740 men, but the guns were overrun. Leading his brigade towards a gap in the federal line near the Trester house and barn, they were met by deadly canister from a last ditch defense by federal artillery. The confederate troops were badly shaken and while trying to rally them, Barksdale was mortally wounded. It was reported a federal officer ordered his entire company to fire at the the Confederate commander.

**LADIES OF THE CIVIL WAR  
C-226 LADY IN STREET ATTIRE  
C-227 LADY IN BALL GOWN  
each**

The well to do ladies of the North and South dressed in the latest fashions from England and France as illustrated in "Godey's Lady's Book" and "Harper's Bazar." They depicted hoop skirts four to six feet across formed by a bell shaped wire cage covered in crinoline. Silk taffeta was used for party dresses, and for street attire, the usual material would be velvet in winter, and satin in summer. Low cut ball gowns were lavished with lace ribbons and decorative silk flowers, while the street attire had braided tape decorations on the jacket edges and the bottom of the skirt. The hat was also decorated with a ribbon, and sometimes feathers.



**C-226**



**C-227**

**54th MASSACHUSETTS INFANTRY REGIMENT  
Fort Wagner, S.C. 18 July 1863**



**C-229**

**C-229 COLONEL ROBERT G. SHAW, U.S.A.**

Born to an outspoken abolitionist family of Boston in 1837, Robert Gould Shaw was serving as a captain in the 2nd Mass. Infantry when John Andrews, governor of the state, asked Shaw to raise the first colored regiment in the northern states. Free black men from all over New England joined, and the regiment was mustered into service on 13 May 1863 with the 25 year old Shaw as their colonel. The men were to be equipped and paid as their white counterparts, but the federal government saw fit to reduce their pay from \$13.00 per month to \$10.00, as it was convinced that black troops would not fight.



**C-230**

**C-230 SOLDIER, RUNNING  
C-231 SOLDIER, ADVANCING**



**C-231**

Sent to South Carolina, the regiment saw action on James Island on the 13th and 16th of July, 1863. During the night of 18 July, the 54th Mass. and 2 brigades of white soldiers attacked the Confederate Fort Wagner on Morris Island, which guarded Charleston Harbor. During this ill fated attack, Col. Shaw and over 270 men of the 650 engaged died during this brave but fruitless assault against the sand walls of the fort. The Confederates, outraged that black soldier died to fight them, buried their bodies, together with Col. Shaw, in a common pit. Upon hearing of his loss, his parents believed that this was the way their son would have wanted it.



# I/R NEWSLETTER

---



## C-233 I/R GROUP KIT

This grouping of a seated Gen. McClellan and a standing cavalry scout at the Battle of Antietam (Sharpsburg) offers collectors a look at the headquarters of the Army of the Potomac. Coloring guide included. **I/R Group Kit C-233**



## C-234 CONFEDERATE (OR UNION) CAVALRY OFFICER, 1861-65

Officers of the North or South were sent as scouts to spy behind enemy lines to reconnoiter the lay of the land and the disposition of enemy troops. Some even wore their enemy's uniform as spies, facing a dangerous mission of death by hanging if captured. Coloring guide gives descriptions of uniforms of both sides.

**I/R Kit C-234**



## C-232 LT. GEN. RICHARD EWELL, C.S.A. Gettysburg, 1 July 1863

In command of "Stonewall" Jackson's old II Corps, Ewell turned his weary Confederate troops southward from Carlisle, Pa. at the order of Gen. R.E. Lee to enter the village of Gettysburg and stop the Union troops heading north. Ewell, who had a wooden left leg, was an irascible type, and chose not to take the high ground of Cemetery and Culp's Hills on the first day of battle, and squandered his troops for two days more against the well entrenched Northern infantry and cannon.

**I/R Kit C-232**





### *A Meeting of Jackson and Lee*

This scene is based upon a number of illustrations of Jackson and Lee's meetings as they sat by the evening fire to discuss the coming battle. They are seated on boxes upon a group base, but each may be ordered separately, seated on a box, but with no base.

- Kit C-243 Lee and Jackson group
- Kit C-244 Jackson only, seated on box
- Kit C-245 Lee only, seated on box

### *Col. John Singleton Mosby, C.S.A.*

The exploits of Col. Mosby and his raiders were celebrated in legend for their daring hit-and-run tactics against northern commanders, whose life they made so difficult. When the war was over, Mosby disbanded his troop rather than surrender to the Union, but later alienated many of his fellow southerners by supporting Gen. Grant in politics.

Kit C-242



### *Presentation Bases*

IR now offers a series of separate pewter bases for those of you who want a metal base for a special scene or presentation.

Base MB-1 Square, smooth top, stepped edge.

1 1/8 in. sq. on top, 1 1/4 in. sq. on the bottom, almost 1/4 in. h.

Base MB-2 Oblong, sand finish.

3 1/2 in. x 1 3/4 in. x almost 3/8 in. h.

Base MB-3 Oblong, sand finish.

4 1/8 in. x 2 1/8 in. x almost 3/8 in. h.




There is sufficient room on the base to add an additional figure to the Jackson and Lee scene.



©1999 IMRIE/RISLEY MINIATURES, INC.,  
P.O. Box 89, Burnt Hills, NY 12027



# I/R NEWSLETTER




## Lt. Col. Theodore Roosevelt and a Rough Rider The Charge Up San Juan Hill (1 July 1898)

Commemorative models from I/R Miniatures  
*New 54 mm. I/R pewter kits*

With the sinking of the battleship USS Maine in Havana Harbor, Cuba, the American people felt that the Spanish oppression of this little island must be stopped. The war mood (fanned by newspaper accounts) allowed Theodore Roosevelt to use his post as Assistant Secretary of the Navy in Washington to raise the 1st U.S. Volunteer Cavalry, commanded by Col. Leonard Wood, a U.S. Army doctor, but actually led by Lt. Col. Teddy Roosevelt.

He uniformed and equipped rugged men from the western frontier (augmented by a leavening of east coast sportsmen) with khaki cotton stable uniforms, and the regiment was rushed to Tampa, Florida, where they embarked, by transport ship, to the invasion sites of Sibonie and Daiquiri in Cuba, but without their horses!




I/R Kit C-238

Armed with the latest 5 shot bolt action Krag carbines, the unit fought at Las Quasimas, and was led by Teddy on the only horse, his "Little Texas," up Kettle Ridge. He then dismounted, and along with his Rough Riders and the entire dismounted cavalry, attacked and captured the Spanish works on San Juan Hill, which overlooked the capital city of Santiago.

A full-color card and painting instructions are included for Theodore Roosevelt, and for a corporal of the Rough Riders.

Many black troops were with Col. Roosevelt on this expedition. To paint C-238 as one of the black 9th or 10th dismounted cavalry, use medium blue for the trousers.

(In honor of Teddy, we include a model teddy bear with C-239.)



I/R Kit C-239





S-43



S-44



S-45



S-46



S-47

## British WW II

Once again you can recall, in miniature, the uniforms worn by men of the famed British 8th Army, "the Desert Rats", as they struggled over trackless desert wastes to come to grips with Rommel's hard hitting "Afrika Korps".

### BRITISH 8TH ARMY IN DESERT KIT.

S-43 Walking, holding sub-machine gun. S-46 Marching, slope arms  
S-44 Walking, rifle at trail. S-47 Walking, slung rifle.  
S-45 Advancing, rifle at ready.

## New 1/24 (3 inch) Scale Figures from I/R Miniatures

I/R has just added several new figures to their line of three inch figures. There is a Slave Trader and Female Captive, the Norse God Thor with his great hammer, the evil Norse God Loki with a spear (both Norse figures can be painted as ancient warriors), and a mounted Western Cowboy, circa 1890, breaking a wild horse. Recent releases included a Viking Warrior circa, 1000AD, wearing a metal helmet, armed with a sword and axe, and a dismounted Western Cavalry Officer as he would have appeared at the Little Big Horn in 1876. Painting instructions included.

- K-308 Viking Warrior
- K-309 Western Cavalry Officer
- K-310 Viking Slave Trader & Captive
- K-311 Norse God Thor
- K-312 Norse God Loki
- K-313 Western Cowboy, mounted



K-310


K-312

K-311

K-313







#9060

S-176

S-177

S-169



S-165

S-174

\*S-181



S-168

S-175

\*S-180

## U.S. PARATROOPERS, WWII

Each kit comes complete with two full color reference illustrations covering D-Day, Normandy, 1944.  
Special Feature: All helmets and chin straps are separate!



S-195

S-191

S-185

S-173

S-188

S-189



S-171

S-190

S-194

S-186

S-172

S-193



S-170

S-187

S-192

S-167

S-196

S-166

### With Carbine & Pistol

- S-165 Astride, pointing
- S-166 Running with carbine
- S-167 Kneeling, firing carbine
- S-168 Crouching, with binoculars
- S-169 Astride, with binoculars
- S-170 Astride, holding carbine
- S-171 Running with 30 cal. M.G.
- S-172 Running, carbine at trail
- S-173 Kneeling, throwing grenade
- S-174 Kneeling with mortar round
- S-175 Crouching with M.G. ammo.
- S-176 Crouching, aiming 57mm AT gun
- S-177 Kneeling with artillery shell
- \*S-180 Lying firing .30 cal. M.G.
- \*S-181 Crouching, loading 60mm mortar

### With M-1 Rifle

- S-185 Astride, firing M-1
- S-186 Walking, with ammo box
- S-187 Running, port arms
- S-188 Astride, resting on M-1
- S-189 Walking, port arms
- S-190 Running with M.G. tripod

### With Thompson Submachine Gun

- S-191 Walking, firing
- S-192 Bending, firing
- S-193 Twisted, throwing grenade
- S-194 Running, with ammo box
- S-195 Bending, pointing
- S-196 Twisting, at ready

.30 cal. M.G. unit, lying— \*S-180,

S-175, S-168

.30 cal. M.G. unit, running— S-171,

S-190, S-194

60mm Mortar unit, kneeling— \*S-181,

S-174, S-165

57mm AT gun crew— S-176, S-177,

S-169

#9060 57mm anti-tank gun.



# World War II German Army



S-53



S-55



C-24



S-51



S-52



S-87



C-5



S-84



S-77



C-23



S-50



S-54



S-48



S-49



C-45

- C-23 German officer with pistol
- C-24 SS officer pre WW II
- C-5 Panzer Grenadier with machine gun

## PARATROOPERS

- S-74 Advancing with machine pistol
- S-75 Running, rifle forward
- S-84 Advancing with grenade
- S-85 Running, rifle at trail

## INFANTRY

- S-76 Firing rifle
- S-77 Advancing with rifle
- S-78 Running with machine pistol
- S-79 Running light machine gunner
- S-80 Running assistant gunner
- S-81 Kneeling, at ready
- S-82 Lying, firing machine gun
- S-83 Lying assistant gunner

## WAFFEN "SS"

- S-86 Standing, throwing grenade
- S-87 Advancing, rifle at trail
- S-88 Advancing, rifle slung
- S-89 Running with Grenade
- S-90 Running, machine gun on shoulder
- S-91 Running assistant gunner
- S-92 Kneeling, throwing grenade
- S-93 Kneeling, holding grenade

## GERMAN AIR FORCE PARATROOPER

- S-48 Paratrooper firing machine pistol.
- S-49 Paratrooper throwing grenade.

## GERMAN AFRIKA KORPS, 1941-43

- S-53 Standing, machine pistol at ready, soft cap.
- S-54 Standing with machine pistol, soft cap.
- S-55 Astride, machine pistol slung, steel helmet.

## GERMAN INFANTRY OR S.S.

- S-50 Advancing, rifle at ready, wearing helmet.
- S-51 Walking, rifle slung, wearing soft cap.
- S-52 Walking, rifle at trail, wearing helmet.
- S-55 Astride, machine pistol slung, steel helmet.
- C-42 German Infantry, Standing with Panzerfaust.
- C-43 German Infantry, Kneeling with Panzerfaust.
- C-59 German WWII Infantry, winter dress

## GERMAN WWII TANKERS

- C-45 German SS Tanker, camouflage
- C-44 German SS Panzer Officer, head set, peak hat\*
- C-46 German Tanker with soft cap\*
- C-47 German Panzer Sgt., winter dress





S-78

S-88

S-92

S-90

S-91



S-86

S-85

S-93

S-75

S-74



S-76

S-79

S-81

S-89

S-80



S-82

S-83



C-59



C-47



C-42



C-43



## 3 INCH (1/24 Scale) FIGURES

We believe this scale to be big enough—and still remain a miniature figure. A full 3 inches in height from the top of the head to the bottom of the feet, they will fit nicely with your plastic models of the same scale and live well with their smaller 1/32nd scale brethren (2 1/8" high). Decorative, highly detailed and the forerunner of a new scale of military miniatures.



K-300

### The Commander-in-Chief's Guard, 1776-1783

A Revolutionary War soldier in full regimentals is shown as our first model. Cast in several pieces for ease of conversion, this figure stands on a custom designed cast metal base. The uniform was the style worn by both the American and British soldiers, and can be painted as any regiment. The coloring guide and unit history enclosed with the kit is for General Washington's "Life Guard".

Kit K-300

### 3rd N. Carolina Reg't. of the Continental Line, ca. 1778

Another prevailing uniform of the Revolutionary War was the hunting shirt worn by the Continental soldiers as depicted by our second model. The highly detailed "Brown Bess" musket, with its separate sling, is supplied with both kits, and is a pleasure to paint. The unit history and coloring information is for the 3rd N. Carolina Reg't. which served in many battles in the north with Washington's army.

Kit K-301



K-301

## New 1/24 Scale Figures

- K-304 Civil War Union Infantry Enlisted Man
- K-305 Civil War Confederate Enlisted Man
- K-306 Rogers Ranger, French and Indian War
- K-307 Iroquois Indian, French and Indian War
- K-302 German Fighter Pilot
- K-303 British R.A.F. Fighter Pilot



K-302



K-303



K-304

K-305



K-306



K-307





**K-320 GENERAL GEORGE A. CUSTER** at The Little Bighorn, 1876. We have shown Custer (Yellow Hair to the Indians) from eye witness accounts, during the battle against the Sioux and Cheyennes, where he and 5 companies of his 7th Cavalry were massacred.



**K-318 COLONIAL PIKE SERGEANT**, ca. 1630's. During the Renaissance the phalanx of pikemen, carrying 14-18 foot spears and pole axe halberds, reigned supreme as infantry against the horsemen. Militia pikemen in Colonial North America drilled with the long pike or the 6-8 foot half-pike but with little effect against the Indians, though the sergeant's halberd continued as a badge of honor until the end of the 18th Century. This kit can easily be converted into a pikeman by using brass or aluminum wire, from your local hobby dealer, to replace the halberd head.



**K-321 WESTERN CAVALRY TROOPER**, 1870's to 1900. This model can fit in well with a grouping of kit K-320 Gen. Custer, and kit K-309 Western Cavalry Officer, as the field uniform and weapons did not change up to 1900, even though the army had adopted the 5 shot Krag rifle the old single shot Springfield carbine was used up through the Cuban campaign by the "Regulars".



**K-319 ROMAN LEGIONARY, 1ST CENTURY A.D.** The mainstay of Roman law throughout the captured lands around the Mediterranean Sea and as far north as Britannia (England), Gaul (France), part of Germania (Germany), and eastward to the Caspian Sea, the Roman Legions held the frontier by fighting in massed cohorts of heavily armored legionaries, who would advance to within 10 paces of the enemy before throwing their javelins (pilum).

#### FIGURES FROM LITERATURE

These models are of two beloved characters from the pen of Washington Irving (1783-1859). Ichabod Crane, the gangling schoolteacher from "The Legend of Sleepy Hollow" and Rip Van Winkle, who drank from the keg of Hendrick Hudson while hunting in the Catskill Mountains, and slept for twenty years. These figures are ideal for people interested in the Colonial era and go with our models of that period.  
**Kit K-314 Ichabod Crane**  
**Kit K-315 Rip Van Winkle**



**54mm (1/32nd) SCALE MILITARY  
MINIATURE KITS**



**BRITISH FUSILIER OF THE  
AMERICAN REVOLUTION**

All three British Fusilier Regiments served in North America and coloring information for each unit is included with this simple one-piece casting. For collector's making a Revolutionary War chess set, this model against our one-piece Continental Soldier (C-51) make perfect pawns.  
**Kit C-61 Fusilier**



**RAGTAG DRUMMER BOY OF THE  
REVOLUTION**

Our I/R symbol, this kit makes up into a dandy display by himself, or as part of a larger group or diorama. He is wearing a patched and oversize cast-off Continental soldier's uniform coat.  
**Kit C-62 DRUMMER**



**GERMAN SS SOLDIER OF WORLD  
WAR II**

A German soldier of the famous SS is shown in overcoat freezing on the Russian Front.  
**Kit C-59 GERMAN**



**C-65 U.S. DRAGOONS ON THE  
FRONTIER, 1840's.** War with Mexico took many of the companies of the 1st and 2nd Dragoons from patrol duties of America's vast western frontier. Detachments were sent south with Scott's and Taylor's invasion of Mexico and west with General Stephen W. Kearney.


**54mm (1/32nd) SCALE  
KING ARTHUR SERIES**



**C-64 KING ARTHUR PENDRAGON,** who, legend tells us, unified a warring Britain during the Dark Ages, and with his magician Merlin, set up the Round Table for his chivalrous knights who attended his court at Camelot.



**C-66 SIR LAUNCELOT OF THE LAKE,** King Arthur's most renowned knight is shown as Queen Guinevere's Champion. He was the perfect knight-champion of the Round Table until his son, Sir Galahad, replaced him.



**C-67 JOUSTING KNIGHT.** This model is in the same position as C-66, but without shield design nor any helmet crest. Coloring insert gives several shield designs to paint as a combatant to Sir Launcelot.





### I/R 76mm (1/24th) SCALE KITS FRENCH & INDIAN WAR

Here are two highly detailed kits to go with our K-306 ROGERS RANGER and K-307 IROQUOIS INDIAN of the colonial period. Both I/R models are boxed with full color illustrations for display, showing the positions offered.

#### AMERICAN GRENAДИER, ca. 1758

This kit can be painted as a grenadier of most British regiments of the Seven Years' War. Coloring instructions are for the New Jersey Regiment, the "Jersey Blues", which served at Fort William Henry, Fort Ticonderoga and Oswego.

#### K-316 GRENAДИER

#### 42d HIGHLAND OFFICER, ca. 1758

The "Black Watch" Highlanders served in North America, taking part in the gallant assault on the French works outside Fort Carillon (Ticonderoga) and at Bushy Run during Pontiac's Rebellion.

#### K-317 HIGHLANDER



## *From Metal to Plastic the Finest Paint Available . . .*

From first step to last, we can supply you with all the materials you'll need to make your model soldier into a handsomely accurate connoisseur figure. Our original I/R "Military Colors" are the finest paints available today. Fast drying, giving a permanent matte finish in only a few minutes, you'll be able to complete a figure in an evening and be sure it will last a lifetime. The 34 authentically matched colors will not gloss, and the plastic-base primer, with its own special thinner, insures the colors' permanence. Our red-sable brushes, sizes #000, for fine details, and #3, for larger areas, enable you to apply the paints with the greatest amount of precision. "Fast Setting Epoxy" hardens in seconds and will not shrink, doing away with laborious filling. Palettes are available for mixing the paints, and top quality hardwood bases, ready to stain or paint, will display your figures to their best advantage.

#### THE "ORIGINAL MILITARY COLORS"

#1 Metal Primer	#10 Buff	#19 Medium Blue	#28 Bronze
#2 Primer Thinner	#11 Khaki	#20 Light Blue	#29 Copper
#3 White	#12 Yellow	#21 Gray	#30 Glaze
#4 Black	#13 Dark Green	#22 Dark Brown	#31 Brown Drab
#5 Gloss Black	#14 Field Gray	#23 Brown	#32 Purple
#6 Red	#15 Medium Green	#24 Red Brown	#33 Dark Crimson
#7 Scarlet	#16 Olive Drab	#25 Gold	#34 Light Crimson
#8 Orange	#17 Dark Blue	#26 Brass	#35 Dark Gray
#9 Flesh	#18 Prussian Blue	#27 Silver	#36 Blue Gray

#### #37 Paint Thinner

#### MODELER'S AIDS

#000 Brush (for fine detail), #3 Brush (for large areas), Fast Setting Epoxy glue, Wooden display bases (unfinished only): individual figure IB#1, Two figure or horseman HB#1, Group base (5 1/4" x 4 1/4" x 13/16) GB#1, Long base (12 1/2" x 5" x 3/4") GB#2, paint palette.






FIG. 1

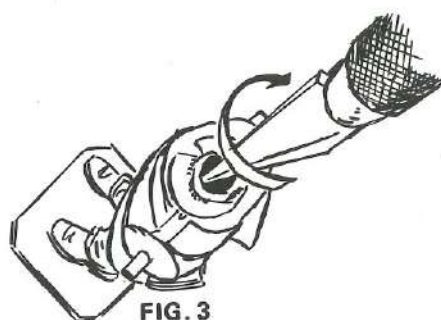


FIG. 3

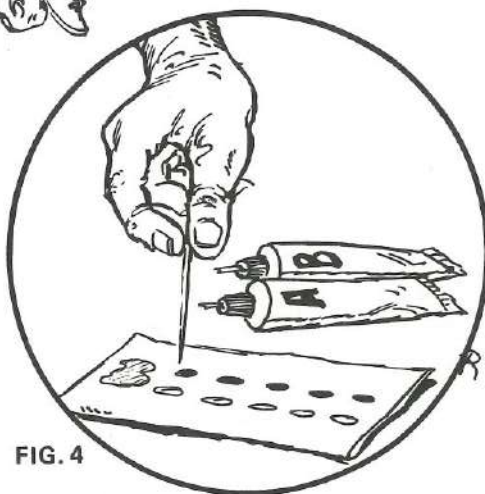


FIG. 4



FIG. 2

## ASSEMBLY INSTRUCTIONS

The only tool required to assemble I/R kits is an X-acto #11 knife blade and holder (available from your local hobby, art or hardware store). Pieces can be very carefully and slowly bent after first warming under a lamp with a 75 or 100 watt bulb for a few minutes. Any mold seam lines (called flashing) that may appear on the model should be trimmed away with this knife.

Make sure the pieces fit together before starting to glue (see FIG. 1 & 2). Neck holes may have to be reamed out wider with the X-acto knife to fit the head properly (see FIG. 3). Before the horse's head can be joined, check to see if the leading edges of the horse's body need to be beveled to represent the roll of these muscles into the neck. This can be done by paring with the edge of the knife. The horse sides may have to be gently bent together to fit, but any joint lines can be filled with glue (FIG. 1).

The new "Super Glues" (cyano-acrylate), the types with fillers that are available from hobby shops, hardware and 5 & 10¢ stores, are ideal for "tacking" the model pieces as they set in about 10 seconds, but read directions carefully as fingers can be glued together and will not come apart unless you roll a pencil between them!

Fast setting Epoxy glue is recommended for assembling these models as it sets in about 3 to 5 minutes

## FOR I/R MINIATURES

when held together with your fingers, or by a rubber band in the case of the horse's sides, and can also be used as a non-shrinking filler. To work this glue, squeeze equal spots of the two tubes onto a non-porous surface (wax paper, aluminum foil, etc.) and mix rapidly together with a toothpick (FIG. 4). As soon as mixed, apply to the area to be joined. Quickly press the pieces to be glued in place, pulling any excess glue away with a clean toothpick. Hold together for a slow count of 300 and the pieces will be set. Other pieces can be added carefully by the same method. A word of warning — do not attempt to use the mixed epoxy when it is stringy as it is in the first stages of hardening and will not hold. Additional epoxy mix can be used as filler if all the gaps were not filled the first time. Allow at least an hour for the chemical action of the epoxy to complete drying before it can be shaped or filed (using a fine needle file from your hobby dealer). If no cutting or filing is needed on the epoxy joints, the model can be prime painted with our "Original Military Colors" #1 Metal Primer, even though the surface of the glue still feels tacky.

For additional information on assembly, converting, painting and diorama building, we recommend our publication "The Model Soldier Manual", by Peter J. Blum and illustrated by C.A. Risley.



X-acto knife and #11 blade.





#### C-115 QUEEN GUINEVERE

Arthur's Queen and companion who, along with her husband, has become a part of the magical, romantic tales of the Arthurian legends. A beautifully sculpted lady to place beside her king.

#### C-114 KING ARTHUR

The legendary figure of Arthur, King of England and leader of the knights of the "Round Table," shown here in his court robes and crown, resting upon his enchanted sword "Excalibur." This detailed figure will be a welcome addition to any collector of our other Arthurian kits.



#### ROBIN HOOD AND HIS MERRY MEN (54mm Scale)

To Keep his men in training, Robin Hood held games of archery, sword play and fighting with quarter-staffs. Our grouping, with its special base that will fit on our wooden base HB-1, shows Robin starting the contest of quarter-staff between Little John and Friar Tuck, while Will Scarlet shows the fine sword that is the prize. These Models also can be used with our King Arthur and Men-at-Arms series.



I/R Kit C-94 Robin Hood Grouping  
I/R Kit C-95 Robin Hood only  
I/R Kit C-96 Will Scarlet only  
I/R Kit C-97 Little John only  
I/R Kit C-98 Friar Tuck only  
Wooden Horse Base # HB-1  
Individual Wood Base # IB-1

(INDIVIDUALLY)

C-97

C-96

C-95

C-98

AS A 54mm SCALE GROUP ON A SINGLE BASE C-94



# KING ARTHUR'S COURT-KNIGHTS OF THE ROUND TABLE (In 54mm Scale)



## C-129 SIR GALAHAD

Son of the Queen's Champion Sir Launcelot, Galahad was known as the perfect knight. He undertook the quest to find the Holy Grail.



## C-127 SIR MORDRED

The son of King Arthur and his half sister Morgana Le Fay, he led the insurrection that destroyed Arthur's Kingdom.



## C-128 SIR GAWAINE

One of King Arthur's most valiant knights and trusted friend.



C-83



C-82



C-84

## KING ARTHUR 54mm SCALE KITS

C-82 King Arthur's Foot Guard, with poleaxe.

C-83 King Lot's Scots Guard, with round shield.

C-84 Herald in King Arthur's livery.






C-73




C-71



C-72



(INDIVIDUALLY) F-102 C-74/A F-103  
GROUPING ON A BASE  
WITH SWORD C-74



C-69

C-70



K-323



F-101



F-104



F-109

#### KING ARTHUR 54mm SCALE KITS

- C-69 Merlin the Magician.
- C-70 Vivian the Enchantress.
- C-71 Sir Tristram hunting with hawk.
- C-72 The Lady Isolde with hawk.
- C-73 Huntsman with dog.
- C-74 Morgana Le Fay, Dwarf and Dragon
- C-74/A Morgana Le Fay only.

#### FANTASY KITS

- F-101 The Domovoi, household good luck spirit.
- F-102 "Muflyn", an evil dwarf.
- F-103 "Carmol", a pet dragon.
- F-104 The Bannik, companion to the Domovoi.
- F-109 The Polevik, companion to Domovoi & Bannik.

#### 76mm SCALE KIT

- K-323 Knight of King Arthur's Round Table, with additional beard and moustache plus separate hand to change sword position, and coloring guides for 6 knights.





C-68/A



C-76



C-75



(INDIVIDUALLY) F-105 F-107 F-108 F-106  
AS 76MM GROUPING ON SINGLE BASE  
WITH KNIGHT K-322



C-78



C-79



C-80



C-68/B



C-77

#### 54mm SCALE KITS

C-68/A Fighting knight with sword and mace.  
C-68/B Fighting knight with lance.  
C-75 Knight, standing with drawn sword.  
C-76 Knight, lunging with sword drawn.  
C-77 Knight, parrying with drawn sword.  
C-78 Knight, standing with spear.

#### KING ARTHUR' KNIGHTS

(See also P. 35 and Men-At-Arms Page 3)

C-79 Knight, lunging with battleaxe.  
C-80 Knight, parrying with mace.  
C-81 Diorama Packet of weapons.

#### 76mm SCALE GROUPING

K-322 Knight in Merlin's Magic Garden, with  
elves and fairies.

#### FANTASY KITS

F-105 Elf in tree.  
F-106 Elf on mushroom.  
F-107 Elf asleep on apple.  
F-108 Fairie flying from leaf.



# I/R Newsletter



C-100

## THE HOUND OF THE BASKERVILLES (54mm scale grouping)

Sherlock Holmes and Doctor John Watson on the moorland of Dartmoor, are startled by the sudden appearance of the giant "hound of hell" in Sir Arthur Conan Doyle's famous adventure.

I/R KIT C-100



## PROFESSOR MORIARTY

This mastermind of crime was called by Holmes the most dangerous man in London.

I/R KIT C-103



C-103

## DR. JOHN WATSON

Wearing a Norfolk Suit with cane, favoring his wound from the old Afghan War.

I/R KIT C-102



C-102

## SHERLOCK HOLMES

In Deerstalker cap and Inverness cape, smoking one of his favorite pipes, while pondering a case

I/R KIT C-101



C-101

## INSPECTOR G. LESTRADE

This Scotland Yard detective was given credit for many cases actually solved by Sherlock Holmes.

I/R KIT C-104



C-104





C-152

# SHERLOCK HOLMES

## A Second Group of Holmes Figures in 54mm Scale.

(With full color card and painting guide)

### C-152 WIGGINS

Leader of what Holmes called his Baker Street Irregulars, a band of street Arabs who fanned out around London searching for information at Holmes bidding, and were rewarded with a shilling each when Wiggins' reported their findings.

### C-149 SHERLOCK HOLMES

For over a hundred years, Holmes was the first and most popular consulting detective in literary history. He is shown wearing his dressing-gown as he usually did when relaxing at his home at 221B Baker Street, ruminating on a three pipe problem and holding a Persian slipper filled with shag-cut tobacco.

### C-150 DR. WATSON

Dr. John H. Watson, Holmes companion and biographer (though Sir Arthur Conan Doyle actually wrote the 60 stories), appears with his medical bag. Retired from the 5th Northumberland Fusiliers in 1881 because of a leg wound at the Battle of Maiwand during the 2nd Afgan War, he helped Holmes with many cases.

### C-151 MRS. HUDSON

Holmes and Watson's landlady, the widow Mrs. Hudson, put up with her famous tenant's strange guests, from street Arabs to illustrious clients, day and night. She even participated on one of his cases, "The Adventure of the Empty House".



C-149




C-151



C-150





**C-110 NAPOLEON ON HORSEBACK**

Napoleon, Emperor of France, is depicted in this model wearing his gray greatcoat and riding his favorite white Arabian "Marengo". Full color painting guide included.




**C-111 NAPOLEON ON FOOT.**

Napoleon surveys the battlefield from a convenient hill. This model can be assembled holding a spy glass or a rolled map behind his back. Full color painting guide included.

**C-112 OFFICER OF CHASSEURS ON HORSEBACK.**

The *Chasseurs à Cheval de la Garde Impériale* formed Napoleon's cavalry bodyguard. Elaborately uniformed as hussars in full dress, the mounted chasseurs epitomised the grandeur of the empire. Full color painting guide included.



**C-113 CHASSEUR TROOPER ON FOOT.**

Four dismounted *Chasseurs à Cheval* troopers always flanked Napoleon when he dismounted to prevent anyone but his Marshals from approaching the Emperor. Full color painting guide included.





# I/R Newsletter



C-88



C-87




C-86



C-89



C-90



C-91



C-93



C-92

## NEW I/R RELEASES IN 54mm SCALE KITS

Our new models, showing a variety of uniforms worn at the beginning of the Civil War by both the Union and Confederate forces, go well with our other kits of infantry, artillery and cavalry of this period. Each kit comes with a full color reference card, coloring instructions and historical text.

### FOREIGN UNIFORMS IN THE UNION ARMY

- C-86 83rd. Pennsylvania Vol. Infantry Reg., 1861-62 in an imported French chausseurs uniform.
- C-87 39th. (Garibaldi Guards) N.Y. Vol. Infantry Reg., 1861, in a modified Italian Bersaglieri uniform.
- C-88 69th. (Fighting Irish) N.Y. State Militia, 1861, in a zouave uniform of the French Algerians.
- C-89 79th. (Cameron Highlanders) N.Y. State Militia, 1861, in full Scottish kilt.

### CONFEDERATE DRESS UNIFORMS


- C-90 Alexandria Rifles, 6th Battalion Virginia Vol., 1860, in a green frock coat.
- C-91 Republican Blues, 1st Regiment Georgia Vol., 1860, in full dress uniform.
- C-92 1st. Virginia Cavalry Reg., C.S.A., 1861-62, J.E.B. Stuart's famous Black Horse Cavalry.
- C-93 Terry's Texas Rangers, 8th. Texas Cavalry, C.S.A., 1861-64, with double barreled shotgun.



# I/R Newsletter

## REFERENCE BOOKS FROM I/R MINIATURES

*The Model  
Soldier  
Manual*  
by  
Peter J. Blum



### B-1 THE MODEL SOLDIER MANUAL

This book, written by Peter J. Blum, is a basic guide for the model soldier enthusiast. Not only does it start the new collector on his way through the first steps of choosing his first models but simplifies all the steps from assembly, painting, converting and even on up to the building of dioramas and the displaying of his models. The advanced collector will find this manual indispensable. If there is one book you should have in this hobby—*this is it!* 40 profusely illustrated pages.



**"STONEWALL" JACKSON'S FOOT CAVALRY, 1862**

**C-106 CONFEDERATE OFFICER**

This 2d. Lt. of infantry is leading his men on the marches into the Shenandoah Valley of Virginia, where Maj. Gen. Thomas J. Jackson out-maneuvered Federal forces five times his number. A full color painting guide is included.


**C-108 C.S.A. SOLDIER**

At the beginning of the Civil War, the Confederate government laid down elaborate uniform regulations for their army, but due to the lack of material, a cheaper, short shell jacket of gray or butternut color was supplied. A full-color painting guide is included.

**C-109 BAREFOOT SOLDIER**

Barefoot country boys joined the Confederate army and went to war wearing their farm clothes because the government could not always supply uniforms. There would be plenty after their first battle. A full color painting guide is included.

[54mm scale]



**C-107 C.S. FLAG SERGEANT.**

The red battle flag, with its blue St. Andrew's cross and 12 or 13 white stars, were the regimental colors after Sept. 1861, and carried by a color sergeant. A full-color painting guide is included.



# T/R Newsletter

## GENERAL N.B. FORREST'S CAVALRY, 1862-65

[54mm scale]

### C-121 DISMOUNTED TROOPER RUNNING WITH CARBINE

Forrest supplied each of his men with two navy Colt revolvers. Only his officers carried sabers.

### C-118 MOUNTED CONFEDERATE SCOUT

General Forrest's brother, Captain William Forrest, ably led the scouts seeking out the Union soldiers' routes of march.



### C-117 CONFEDERATE GENERAL NATHAN BEDFORD FORREST, ON HORSEBACK

Described as a natural cavalry leader uneducated in warfare, Forrest's command disrupted Union armies along the Mississippi River.

### C-120 DISMOUNTED TROOPER FIRING SHARP'S CARBINE

General Forrest preferred to fight his cavalymen on foot when attacked, sending the horses to the rear, held by boys and old men.

### C-119 DISMOUNTED TROOPER WITH ENFIELD RIFLE

Many of General Forrest's cavalry were armed with captured weapons, including the infantryman's Enfield rifle-musket.

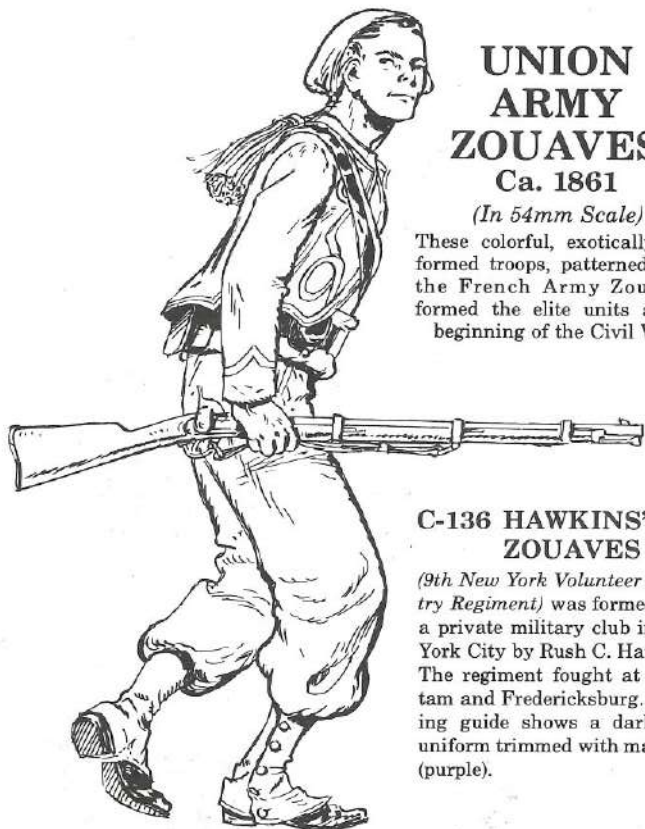


# T/R Newsletter

## UNION ARMY ZOUAVES Ca. 1861

(In 54mm Scale)

These colorful, exotically uniformed troops, patterned after the French Army Zouaves, formed the elite units at the beginning of the Civil War.



## C-136 HAWKINS' ZOUAVES

(9th New York Volunteer Infantry Regiment) was formed from a private military club in New York City by Rush C. Hawkins. The regiment fought at Antietam and Fredericksburg. Coloring guide shows a dark blue uniform trimmed with magenta (purple).



## C-137 14th BROOKLYN


(84th New York Volunteer Infantry Regiment)

Uniformed by the City of Brooklyn, this famous militia regiment joined the Federal Service as the 84th N.Y., but refused to change their old title or their colorful uniforms from the Battle of Bull Run to Gettysburg. Coloring guide shows a dark blue jacket trimmed red, and red trousers.



## C-135 NATIONAL ZOUAVES

(10th New York Volunteer Infantry Regiment) was brigaded with the 5th New York (Duryea's Zouaves) and fought at the 2nd Battle of Bull Run (Manassas). Coloring guide shows a brown jacket, light blue trousers and red trim.



## C-134 WALLACE'S ZOUAVES

(10th Indiana Volunteer Infantry Regiment) was raised by Colonel Lew Wallace, author of the classic novel "Ben Hur." Coloring guide in full color shows a gray uniform, trimmed red.



# ZOUAVES!

## NORTH AND SOUTH

(in 54mm Scale)

Colorfully uniformed zouave units, both North and South, went off to war looking like the French Army in North Africa, accompanied by women vivandieres carrying wine casks.

These new models wear the true zouave uniform with full baggy trousers rather than the chasseur style of other zouaves.

A full color card shows the units illustrated here plus an enclosed painting guide and text giving the following uniforms. Southern units: 1st Special Battalion, Louisiana Infantry (Wheat's Tigers) 1861, Louisiana (Pelican) Zouaves, 1861, and The Confederate Zouaves (Coppen's 1861). Northern units: 146 New York Volunteer Infantry Regiment (Garrard's Tigers), 1863-65, 5th New York Vol. Inf. Regt. (Duryee's Zouaves), 1861-63, 155th Pennsylvania Vol. Inf. Regt., 1864-65 and the 114th Penns. Vol. Inf. Regt. (Collis' Zouaves and vivandiere), 1862-65.



**C-140 LOUISIANA  
"PELICAN," 1861**

Coloring guide shows a French Army dark blue jacket, trimmed red, with red trousers.

**C-139 LOUISIANA  
"TIGER," 1861**

with pipe. Coloring guide shows a brown jacket, trimmed red, and blue striped trousers.




**C-141 "GARRARD'S  
TIGERS" of the  
146th N.Y., 1863-65**

with musket across body. Coloring guide shows a medium blue jacket, trimmed yellow, and medium blue trousers.

*Handwritten signature: J. A. R. Isley*




# FAMOUS LEADERS OF THE CIVIL WAR (In 54mm Scale)



**C-85 BRIG. GEN. GEORGE A. CUSTER.**



**C-131 LT. GEN. U.S. GRANT, USA**  
In early 1864, Lincoln promoted Grant to Lt. Gen., commander of all the northern armies of the United States. Coloring guide included.



**C-130 PRESIDENT ABRAHAM LINCOLN**  
When elected president in 1861, the southern states seceded from the Union, causing the Civil War. Coloring guide included.



**C-132 GEN. ROBERT E. LEE, CSA**  
Lee took command of the Army of northern Virginia in June of 1862 until the war ended in April of 1865. Coloring guide included.



**C-133 LT. GEN. "STONEWALL" JACKSON**  
One of the Confederate States ablest generals, Jackson was accidentally killed by his own troops in May of 1863. Coloring guide included.



# T/R Newsletter


## BRITISH AND COLONIAL TROOPS OF THE FRENCH & INDIAN WAR, 1754-63 (In 54mm Scale)

### C-122 GRENADIER, 48th FOOT

The 48th and 44th were the first regular army regiments sent to America at the beginning of the war. This model can be painted as most British or Provincial units. Coloring information is given for the 48th, 44th, 60th and the Jersey Blues.

### C-124 LIGHT INFANTRYMAN, 55th FOOT

Lord Howe, the young, dynamic colonel of the 55th Foot had trained with Rogers' Rangers and ordered his men to modify their uniforms for forest warfare for their attack on Fort Carillon (Ticonderoga) in July of 1758. The rest of the army followed suit.



### C-123 SOLDIER, 60th (ROYAL AMERICANS) FOOT

Raised in America and led by Swiss and German officers, this large regiment of four battalions served on various fronts throughout the war. This model, shown at the position of greatest attention, can be painted as most British and uniformed provincial regiments.

### C-125 GORHAM'S RANGERS

The British army commanders in North America finally realized the value of provincial scouting units such as Rogers' Rangers and took Captain Joseph Gorham's company into their service in Canada. Coloring information is also given for Rogers' Rangers.





# NAM

(54mm scale kits)

## C-153 U.S. INFANTRYMAN WEARING HELMET

Armed with the new light weight M-16 Assault Rifle of plastic and steel, this soldier's green combat uniform and web gear is excellent camouflage in the steaming jungle of Vietnam. Full color illustration and painting guide is included

*ARISLEY*



## C-154 U.S. INFANTRYMAN WEARING "BOONIE" HAT

Many soldiers preferred to wear this light weight "Boonie" hat. Equipped with two canteens, a bandolier of extra clips and an M-59 grenade attached to an ammunition pouch, this "Grunt" sets off on patrol. A full color card and painting instructions is included.



## C-147 U.S. INFANTRY, WORLD WAR II, 1942-44

This model, wearing the windbreaker field jacket model 1939, shows a G.I. that fought in the invasion of North Africa (Nov. 1942), Sicily, Italy and on D-Day on the Normandy beaches of France, June 6th, 1944. Full color painting guide included.

## C-148 U.S. INFANTRY, WORLD WAR II, 1942-44

The American combat soldier of World War II was issued the new green field jacket, model 1943, in late summer of 1944 in time for the fighting in Belgium, Holland, Luxemburg and into Germany and Austria when the war ended in April of '45. Full color painting guide is enclosed.





# I/R Newsletter



## UNION INFANTRY COLOR SERGEANT 1861 - 1865

This blue coated sergeant carries the large Old Glory, the national color. A large regimental flag was also carried on the left of the stars and stripes and both were courageously guarded against capture. A full color painting guide PLUS coloring information for the regimental flag is also included.

I/R Kit C-163

All kits are 54mm scale



## THE BLACK WATCH, ca. 1880's

The scarlet coated Black Watch Highlanders fought in Egypt at Tel-el-Kebir (1882) to save the Suez Canal, and with the unsuccessful relief expedition up the Nile to Khartoum, Sudan (1884-85) against the fierce Fuzzy-Wuzzy. A full color painting guide is included.

I/R Kit C-164 relaxed  
I/R Kit C-165 resting  
I/R Kit C-166 at ready






### COL. JOHN SINGLETON MOSBY, C.S.A.

Mosby, a young lawyer in 1861, joined the 1st Virginia cavalry as a private at the beginning of the Civil War. Commissioned a 1st Lieutenant in Feb. '62, he scouted for Jeb Stuart's cavalry. In Jan. '63 he raised his dreaded hundred man "Partisan Rangers" to raid behind Union lines, forcing General Grant to detach large numbers of infantry and cavalry to protect his supply lines. Disbanding his Rangers rather than surrender at the end of the war.


I/R Kit C-169



### MOSBY'S RANGER WITH BATTLE FLAG

The Confederate battle flag, swallow tailed cavalry guidon used by Col. Mosby's Partisan Rangers rallied dispersed raiders to their leader. These partisan cavalymen were mostly outfitted with captured Union equipment.


I/R Kit C-170



### RUSH'S LANCERS, 1862

At the beginning of the Civil War the 6th Pennsylvania volunteer cavalry regiment was organized by Col. Richard Rush in Philadelphia, became lancers in the European fashion at the suggestion of General McClellan. Dressing as regular U.S. Cavalry including brass shoulder scales. They were issued lances until carbines replaced lances in May of 1863 till the end of the war.


I/R/ Kit C-161



### 1st U.S. HUSSARS, 1864-1865

Raised in 1864 during the Civil War as the 3rd New Jersey Volunteer Cavalry, recruits rapidly filled the ranks when it became known that they were to be dressed in a fancy Austrian hussar style jacket with cording and bell buttons, earning them the nickname "The Butterflies". This was the only hussar regiment in the Union Army and they fought with distinction to the end of the war.

I/R Kit C-162






# I/R Newsletter

## SERGEANT, 2nd U.S. LIGHT DRAGOONS, WAR OF 1812

Only two Regular Army regiments of cavalry served during the second war with Great Britain. Elaborately dressed in hussar braided jackets, they were usually used as escorts or orderlies, but fought against the Indians on the Mississineway River (Indiana), at Chrystler's Farm (Canada) and charged the British rear guard at Baltimore (Maryland).

I/R Kit C-174



C-174

## UNION VOLUNTEERS AT FIRST BULL RUN

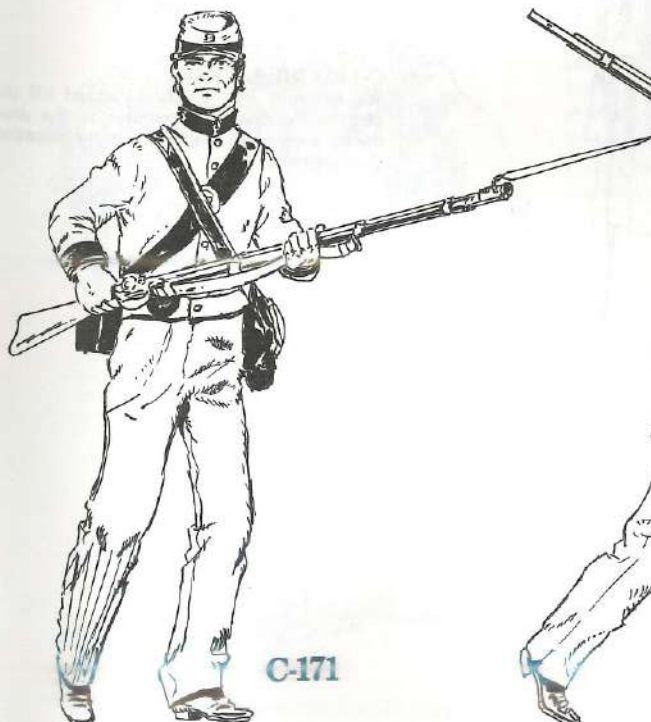
(Manassas), 21 July 1861

1st & 2nd REGIMENTS, NEW HAMPSHIRE VOLUNTEER MILITIA, 1861

Two regiments from New Hampshire answered President Lincoln's call for troops at the beginning of the Civil War. Both regiments were clothed in gray, as were several northern units, which caused additional confusion on the battlefield, as gray was the southern color.

I/R Kit C-171, Advancing

I/R Kit C-172, Marching



C-171



C-172

## 1st REGIMENT RHODE ISLAND DETACHED MILITIA, 1861

Commanded by Col. Ambrose E. Burnside, the men were uniformed with a loose fitting blue blouse and a red blanket roll strapped to their back. Mustered out of the service after Bull Run, the 2nd Rhode Island Regiment, a three year unit, wore about the same uniform.

I/R Kit C-173, Present Arms



C-173



# T/R Newsletter

## TREASURE ISLAND

(in 54mm Scale)

Brought to life in miniature are four of the best known characters from this classic book. It became one of the world's most famous adventure stories and was Robert Louis Stevenson's first successful novel. All kits come with a full color picture.

### C-143 JIM HAWKINS

The central character and narrator of the story. Without young Jim and his adventures, there would be no "Treasure Island."

### C-144 BLIND PEW

Well known as the dreadful blind beggar who visited the "Admiral Benbow" inn and terrorized its occupants.

### C-142 DR. LIVESEY

We see him here ready to stand off the pirates. Fearless and resourceful, the good doctor seemed in control of every situation that arose.

### C-145 LONG JOHN SILVER

Inn keeper, cook, pirate and the most memorable character of them all. Shown here with his parrot Cap'n Flint on his shoulder.




# I/R Newsletter

## CONFEDERATE COURIER, 1861-65

Military dispatches between widely dispersed units were entrusted to swift riding couriers who, many times, were surprised by enemy pickets. Full color guide included.

I/R Kit C-176

C-176



C-177

## CIVIL WAR CAVALRY PICKET, 1861-65

Small units of cavalrymen were sent forward of the army as advance guards to give the alarm in case of the enemy's surprise attack. Full coloring guide for Union and Confederate troopers included.

I/R Kit C-177



C-178

## 79th NEW YORK MILITIA

### (CAMERON HIGHLANDER) 1861


The undress uniform of this regiment were plaid trews (trousers) rather than the imported Scottish Cameron kilts (see I/R Kit C-89). It is believed that some soldiers wore the trews during the Civil War's first major battle at Bull Run (First Manassas).

I/R Kit C-178



(All Figures in 54mm scale)





**From Dickens'  
A CHRISTMAS  
CAROL  
Scrooge's First Ghost**

**C-215 SCROOGE'S FIRST GHOST;** a strange childlike figure with long white hair, wearing only a short tunic trimmed with spring flowers and holding a branch of fresh green holly and a large candle extinguisher under its left arm.

**I/R Kit C-215**



**Other I/R Christmas Figures:**

- C-99 Santa Claus
- C-105 Tiny Tim and Bob Cratchit
- C-116 Scrooge
- C-126 Marley's Ghost
- C-138 Mrs. Bob Cratchit & children
- C-146 Mr. Fezziwig, dancing
- C-159 Mrs. Fezziwig, dancing
- C-167 Scrooge's Nephew
- C-175 The Poulterer with turkey
- C-179 Scrooge's Third Ghost
- C-195 Caroler: Father
- C-196 Caroler: Son
- C-197 Caroler: Mother
- C-198 Caroler: Daughter
- C-199 Lamppost
- C-200 Caroler family with lamppost





# **C-138 MRS. CRATCHIT AND CHILDREN**

This Christmas figure from Charles Dickens' "A Christmas Carol" represents Mrs. Bob Cratchit and two children ready to greet Bob and Tiny Tim (see I/R Kit C-105) as they come through the door of their humble home.

I/R Kit C-138



# **C-159 MRS. FEZZIWIG**

As Charles Dickens said in "A Christmas Carol" about Mr. and Mrs. Fezziwig, "She was worthy to be his partner in every sense of the term". They do make a jolly couple.

I/R Kit C-159



# **C-146 MR. FEZZIWIG**

"Let's dance and sing and make a good cheer, for Christmas comes but once a year" wrote Charles Dickens of young Scrooge's first employer. Mr. Fezziwig, a man who knew how to keep Christmas.

I/R Kit C-146

# **C-105 TINY TIM AND BOB CRATCHIT**

Christmas' seasonal figure and our first from the "Christmas Carol," is a reminder of the holiday, and with Tiny Tim's joyful words, "God bless us everyone" to brighten our spirits.

I/R Kit C-105



# **C-126 MARLEY'S GHOST**

Scrooge's first visitor, his long dead partner Jacob Marley. Appearing to float in the air, Marley will delight the collector with another figure from the Dickens classic.

I/R Kit C-126

# **C-116 SCROOGE**

Scrooge is the central character in Dickens' "A Christmas Carol," so delight your family and friends with an appropriate gift of a figure that is known to one and all.

I/R Kit C-116



# **C-167 SCROOGE'S NEPHEW**

Even though re-buffed by Scrooge, his nephew says "So a Merry Christmas, uncle!". At the end of Charles Dickens' "A Christmas Carol" we see Scrooge re-united with his nephew.

I/R Kit C-167



# **C-99 SANTA CLAUS**

Ho! Ho! Ho! What is Christmas without this jolly fellow, the ever popular symbol of the holidays.

I/R Kit C-99



# **C-175 THE POULTERER**

At the end of Dickens' "A Christmas Carol," the reformed Scrooge had the poulterer deliver the prize turkey to Bob Cratchit's home.

I/R Kit C-175

# **CHRISTMAS FIGURES FROM I/R MINIATURES**

(All Figures in 54mm)





### CIVIL WAR PHOTOGRAPHER

Though photography was invented prior to the Mexican War, the Civil War was the first American war where a great number of soldiers and sailors of all ranks could send home a reproduction of themselves in uniform. Using a camera with a treated wet glass plate as a negative which was exposed by sunlight, their image was captured in up to sixty seconds. Many civilian photographers, such as Mathew B. Brady, Andrew Russell and Alexander Gardner photographed the men and women, battlefields and destruction during the war. An interesting grouping can be arranged on a wooden base with the camera, photographer and any standing I/R figure.

**I/R Kit C-168 Photographer & Camera**

### INDIAN ARMY LANCERS circa 1910

**4TH CAVALRY** Scarlet coat (kurta) with dark blue trim, waist sash and turban, striped with yellow and blue gray. Lance pennon scarlet over white.

These colorful Indian Army dress uniforms were worn on parade and garrison duty. In battle all regiments wore khaki service dress for over thirty years prior to World War I.

**I/R Kit C-160**

