


**SERIES 77**  
**Military Miniatures**

**Stage Two**  
**French Hussars**  
**1794-1815**



**FRENCH HUSSARS**

The figures shown above represent the dress of the French Hussars from 1794-1815 and are as follows (Fig. 1.) Trooper 1794, (Fig. 2.) Trooper 1810, (Fig. 3.) Officer 1812, (Fig. 4.) Officer 1815, (Fig. 5.) Officer 1794, (Fig. 6.) Officer 1812. General uniform colours are as shown in the chart below while details of dress etc. are as follows.

**TROOPERS** Figs. (1), (2), (6).

**HUSSAR SASH:-** Crimson with barrels in button colour except 8th regt. which had green barrels

**PELISSE FUR:-** Black

**SABRETACHE:-** Brown leather, face red in 1st, 4th, 5th, 8th, 9th, and 10th, Sky Blue in the 2nd, Grey for 3rd, Blue 6th, Green 7th. Laced and decorated in braiding colour.

**SLINGS BELTS ETC.** - White Except the 3rd-Black.

**BOOTS:-** Black with piping and tassel in button colour

**POUCH:-** Black with decoration in button colour

**SABRE:-** Brass hilt and scabbard with Black leather inset, Sabre knot white.

**HORSE FURNITURE:-** White sheepskin shabraque vandyked in Red for all regiments except 2nd & 5th - Sky Blue, Bridle etc. - Black. N.B. Figure (6) is of Elite Company and has a black colpack with red bag and plume.

**OFFICERS** Figs. (3), (4), (5)

Same as men with the following exceptions:- Braiding and lacing in Silver or Gold according to button colour, Boots and other leather equipment were often of Deep Red leather instead of Black. Pelisse fur - Light Grey, Shabraque - panther skin laced gold or silver and vandyked as for the men.

Fig. (3). is of the Elite Company and has a black colpack. Bag and plume - Red Laced in Gold or Silver.

**HUSSAR DRESS**

Reg.	Shako	Plume	Pelisse	Dolman	Collar	Cuffs	Braid	Buttons	Breeches/ Valise
1st	Black	Black	Sky Blue	Sky Blue	Sky Blue	Red	White	White Metal	Sky Blue
2nd	Black	Black	Maroon	Maroon	Maroon	Sky Blue	White	White Metal	Sky Blue Maroon
3rd	Black	Black	Grey	Grey	Grey	Crimson	Crimson	White Metal	Grey
4th	Black	Black	Red	Imperial Blue	Imperial Blue	Red	Yellow	Yellow Metal	Imperial Grey
5th	Sky Blue	White	White	Sky Blue	Sky Blue	White	Pale Yellow	Yellow Metal	Sky Blue
6th	Red	Black	Imperial Blue	Red	Imperial Blue	Imper. Blue	Yellow	Yellow Metal	Imperial Blue
7th	Light Green	Black	Green	Green	Red	Red	Yellow	Yellow Metal	Red Green
8th	Black	Black	Green	Green	Red	Red	Red & Black	White Metal	Red
9th	Black	Black & White	Sky Blue	Red	Sky Blue	Sky Blue	Yellow	Yellow Metal	Sky Blue
10th	Black	Black & Red	Sky Blue	Sky Blue	Red	Red	White	White Metal	Sky Blue



**FRENCH LIGHT HORSE LANCERS**

These regiments are represented by our figures (1), (2), (5), & 6 as shown above. All regiments wore the same basic uniform differentiated by the regimental facing Colours which were 1st Scarlet, 2nd Pink, 3rd Rose, 4th Crimson, 5th Sky Blue and 6th Madder. General Uniform colouring is as follows:-

**TROOPERS** - Figures (2) & (5)

**HELMET:-** Brass, Black crest scarlet plume, fawn fur band, brass chin scales, black peak edged brass.

**COAT:-** Dark Green, Collar, Lapels, Cuffs & turnbacks, piping on shoulder straps and pockets - Regimental colour. (N.B. Fig. 5. is of the Elite Company and has red epaulettes). Buttons - Brass.

**BREECHES:-** Dark Green, Laced with Yellow

**BOOTS:-** Black with Yellow piping and tassel

**GENERAL EQUIPMENT:-** Straps & Belts - White Leather, Sabre - Brass hilt steel scabbard & white sabre knot, lance - Black shaft, scarlet over white pennant.

**HORSE FURNITURE:-** Shabraque - white sheepskin with Regimental colour vandyking, Valise - Green laced in Yellow, Bridle etc. - Black.

**OFFICERS** Figures (1) & (6)

General uniform was the same as the men substituting gold for Yellow and with gold lace belt and sword slings. Pouch belt was silver lined with red, and gold ornaments. Pouch Box, Black edged and decorated with gold. Helmet with leopard skin in place of fawn fur of the men. Shabraque - Dark green lined gold and with leopard skin seat.

**FRENCH GUARD LANCERS**

Here the Customer has a choice as the figures can be painted to represent either the 1st POLISH or 2nd DUTCH Lancers, Colours are as follows.

**TROOPERS** - Figures (3) & (8)

**POLISH CZAPSKA:-** Crimson upper part, Black lower part and peak, cords flounders and piping - white, sunray plate - silver with brass centre, Plume - White.

**DUTCH** Substitute scarlet for crimson, Yellow for White, Brass for Silver.

**COAT POLISH:-** Dark Blue - Collar lapels cuffs turnbacks Piping - Crimson. White epaulette and arguilette, silver Buttons

**DUTCH:-** Substitute scarlet for blue, Blue for Crimson, Yellow for White, Brass for silver.

**TROUSERS POLISH:-** Blue with double crimson stripe, **DUTCH** Substitute scarlet for Blue, Blue for crimson.

General equipment for both regiments as follows:- all straps etc. - White, Pouch boxes - Black with brass ornaments, **DUTCH** silver. **POLISH** lance - black shaft, pennant white over scarlet. - **DUTCH**, Crimson over White, **POLISH**, Sabre Brass. **DUTCH**, Silver


**HORSE FURNITURE:-** **POLISH** - Dark Blue Shabraque edged with White lace & Crimson Piping.

**DUTCH** - Dark Blue edged Yellow lace, seat Black sheepskin vandyked in Yellow. Bridle etc. for both Black.

**OFFICERS** Figures (4) & (7)

**DUTCH:-** same as men substitute gold for yellow, gold sash woven with blue lines. Gold lace sword belt. **POLISH:-** Same as men but with white jacket, Crimson trousers, substitute silver for white, silver sash woven with Crimson lines.

**HORSE FURNITURE:-** **POLISH** same as trooper but silver in place of white and a leopard skin seat. **DUTCH:-** Same as men but gold instead of Yellow, Leopard skin instead of sheepskin.



1) **OFFICER LIFE GUARDS 1813**

**SCARLET:**— Jacket. **WHITE:**— Breeches, all belts, slings, etc. **GOLD:**— Lacing on Jacket and sabretache, comb, front plate and chinscales on helmet buttons. **BLACK:**— Boots, helmetskull, mane, cartridge box, back of sabretache. **BLUE:**— Turnbacks, cuffs, collar, front of sabretache. **SILVER:**— Sword hilt, scabbard, garter, star on sabretache.

2) **OFFICER LIGHT DRAGOONS 1799**

**DARK BLUE:**— Jacket, helmet turban. **WHITE:**— Breeches, Top of plume, shirt frill, belts etc. **SILVER:**— Buttons, buckles, etc, lacings. **BLACK:**— helmet, crest, boots. **FACING COLOUR:**— Collar, cuffs, turnbacks. **STEEL:**— Sword hilt, scabbard, **RED:**— Bottom of plume. The following are the facing colours of the light dragoon regiments. **RED:**— 8th, 15th, 16th, 25th. **WHITE:**— 7th, 17th, 18th, 27th. **YELLOW:**— 10th, 12th, 19th, 20th, 23rd. **BUFF:**— 9th, 14th, 13th. **ORANGE:**— 14th. **LIGHT GREY:**— 24th, 25th.

3) **TROOPER LIGHT DRAGOONS 1815**

**DARK BLUE:**— Jacket, girdle stripes. **GREY:**— Overalls, **FACING COLOUR:**— Collar, cuffs, turnbacks, plastron, girdle, double stripe on overalls, lace around top of Shako. **BUTTON COLOUR:**— Buttons, buckles etc, shako cards, epaulettes. **WHITE:**— All belts, slings etc. **BLACK:**— Boots, shako, sabretache, cartridge box. **STEEL:**— Sword hilt, scabbard. **LIGHT BLUE:**— Water bottle. **TAN:**— Reinforcing on overalls.

The following are the facing and button colours for Light Dragoons 1815 marked respectively 8th, 16th Scarlet (gold, silver) Crimson 9th 23rd (gold, silver) Buff 11th, 13th (gold, silver) Yellow 12th 19th (gold, silver) Orange 14th 20th (silver, gold) White 17th (silver) Pink 21st 22nd (gold, silver) Light Grey 24th, 25th (gold, silver).

4) **TROOPER SCOTS GREYS 1815**

**RED:**— Jacket Bearskin patch. **YELLOW:**— All lacing, bearskin cards. **BLUE:**— facings, stripe in centre of lacing, double blue stripes on overalls one either side of row of buttons. **WHITE:**— Plume, horse on bearskin patch, all belts, slings etc. **GREY:**— Overalls. **BLACK:**— Boots, sabretache, cartridge box, bearskin. **BRASS:**— Bearskin plate, buttons, buckles etc. **TAN:**— Reinforcing on overalls. **LIGHT BLUE:**— Waterbottles.

5) **OFFICER HUSSARS 1815**

**DARK BLUE:**— Jacket. **WHITE:**— Breeches, top of plume. **SILVER:**— Lacing on jacket, belt and slings, lacing on sabretache buttons. **RED:**— Sabretache face, colpack bag, bottom of plume. **GOLD:**— Colpack cards and flounders, G.R. cypher on sabretache. **BLACK:**— Fur on jacket, Colpack.


6) **TROOPER LIFE GUARDS 1815**

**RED:**— Jacket, stripes on overalls and girdle, bottom half of crest and plume, cloak rail, valise, edging on sheepskin. **BLUE:**— Turnbacks, collar patches. **GREY:**— Overalls, saddle blanket. **BLACK:**— Boots, sabretache, helmet, top of crest, cartridge box. **WHITE:**— Top of plume all belts, slings, etc, sheepskin shabraque. **BRASS:**— All buttons, buckles etc, helmet fittings, collar tabs. **STEEL:**— Sword hilt and scabbard. **BROWN:**— Harness, bridle on horse.

7) **OFFICER SCOTS GREYS 1815**

**UNIFORM:**— As Fig.4 substituting gold for yellow and brass. **RED:**— Rolled cloak and valise. **GREY:**— Saddle blanket. **BROWN:**— Saddle, harness bridle etc.

*front*



1) **OFFICER LIFE GUARDS 1813**

**SCARLET:**— Jacket. **WHITE:**— Breeches, all belts, slings, etc. **GOLD:**— Lacing on Jacket and sabretache, comb, front plate and chinscales on helmet buttons. **BLACK:**— Boots, helmetskull, mane, cartridge box, back of sabretache. **BLUE:**— Turnbacks, cuffs, collar, front of sabretache. **SILVER:**— Sword hilt, scabbard, garter, star on sabretache.

2) **OFFICER LIGHT DRAGOONS 1799**

**DARK BLUE:**— Jacket, helmet turban. **WHITE:**— Breeches, Top of plume, shirt frill, belts etc. **SILVER:**— Buttons, buckles, etc, lacings. **BLACK:**— helmet, crest, boots. **FACING COLOUR:**— Collar, cuffs, turnbacks. **STEEL:**— Sword hilt, scabbard, **RED:**— Bottom of plume. The following are the facing colours of the light dragoon regiments. **RED:**— 8th, 15th, 16th, 25th. **WHITE:**— 7th, 17th, 18th, 27th. **YELLOW:**— 10th, 12th, 19th, 20th, 23rd. **BUFF:**— 9th, 14th, 13th. **ORANGE:**— 14th. **LIGHT GREY:**— 24th, 25th.

3) **TROOPER LIGHT DRAGOONS 1815**

**DARK BLUE:**— Jacket, girdle stripes. **GREY:**— Overalls, **FACING COLOUR:**— Collar, cuffs, turnbacks, plastron, girdle, double stripe on overalls, lace around top of Shako. **BUTTON COLOUR:**— Buttons, buckles etc, shako cards, epaulettes. **WHITE:**— All belts, slings etc. **BLACK:**— Boots, shako, sabretache, cartridge box. **STEEL:**— Sword hilt, scabbard. **LIGHT BLUE:**— Water bottle. **TAN:**— Reinforcing on overalls.

The following are the facing and button colours for Light Dragoons 1815 marked respectively 8th, 16th Scarlet (gold, silver) Crimson 9th 23rd (gold, silver) Buff 11th, 13th (gold, silver) Yellow 12th 19th (gold, silver) Orange 14th 20th (silver, gold) White 17th (silver) Pink 21st 22nd (gold, silver) Light Grey 24th, 25th (gold, silver).

4) **TROOPER SCOTS GREYS 1815**

**RED:**— Jacket Bearskin patch. **YELLOW:**— All lacing, bearskin cards. **BLUE:**— facings, stripe in centre of lacing, double blue stripes on overalls one either side of row of buttons. **WHITE:**— Plume, horse on bearskin patch, all belts, slings etc. **GREY:**— Overalls. **BLACK:**— Boots, sabretache, cartridge box, bearskin. **BRASS:**— Bearskin plate, buttons, buckles etc. **TAN:**— Reinforcing on overalls. **LIGHT BLUE:**— Waterbottles.

5) **OFFICER HUSSARS 1815**

**DARK BLUE:**— Jacket. **WHITE:**— Breeches, top of plume. **SILVER:**— Lacing on jacket, belt and slings, lacing on sabretache buttons. **RED:**— Sabretache face, colpack bag, bottom of plume. **GOLD:**— Colpack cards and flounders, G.R. cypher on sabretache. **BLACK:**— Fur on jacket, Colpack.

6) **TROOPER LIFE GUARDS 1815**

**RED:**— Jacket, stripes on overalls and girdle, bottom half of crest and plume, cloak rail, valise, edging on sheepskin. **BLUE:**— Turnbacks, collar patches. **GREY:**— Overalls, saddle blanket. **BLACK:**— Boots, sabretache, helmet, top of crest, cartridge box. **WHITE:**— Top of plume all belts, slings, etc, sheepskin shabraque. **BRASS:**— All buttons, buckles etc, helmet fittings, collar tabs. **STEEL:**— Sword hilt and scabbard. **BROWN:**— Harness, bridle on horse.

7) **OFFICER SCOTS GREYS 1815**

**UNIFORM:**— As Fig.4 substituting gold for yellow and brass. **RED:**— Rolled cloak and valise. **GREY:**— Saddle blanket. **BROWN:**— Saddle, harness bridle etc.



**GENERAL INFORMATION**

All British infantry with the exception of the rifle Regiments wore Red Tunics with collars and cuffs in the regimental facing colour and turnbacks in white, common facing colours being Blue (Royal Regiments) Yellow, Green, White Buff and crimson gaiters and overalls bluish grey. Boots, packs, cartridge boxes, and shakos were black, belts and straps white with the exception of the water bottle strap which was Brown leather. Haversacks were white and rolled cloak on pack grey.

**SPECIFIC INFORMATION**

**1. HIGHLAND OFFICER (BLACK WATCH)**

Bonnet:- Black with white band on which is a red dicing pattern with blue squares where the lines cross, Hackle - Red, Cockade - Black, Tunic:- as described with gold lace, Blue facings. Kilt:- Blue background overlayed with green cross stripes in turn overlayed with black lines (Follow drawing for pattern). Stockings:- White overlayed with faded red dicing with crimson diamonds at intersections. Sporran:- White Fur, Gold plate & tassels

**2. PIPER (BLACK WATCH)**

Tunic:- As fig. 1. White lace. Bonnet:- as fig. 1. Stockings:- as fig. 1. Kilt:- Pipers wore different kilt to the rest of the men being of Royal Stewart pattern:- Red overlayed with a double green cross pattern this in turn overlayed with a double white line. Pipes:- Bag - Black watch tartan, Pipes:- Black connected by a strip of Royal Stewart Tartan.

**3. PRIVATE (BLACK WATCH)**

Bonnet, Kilt, Stockings:- as fig.1. Tunic as fig. 1. White Lace. Equipment as general information.

**4. OFFICER (RIFLE BRIGADE)**

Complete Uniform:- Dark green. All lacing and piping black. Pelisse Fur - Brown. leather reinforcement on trousers - Black, Shako - Black, cords and plume green. Sword:- Scabbard - Black. Hilt and fittings - Silver. Buttons - Silver. Belts and slings - Black.

**5. SERGEANT (RIFLE BRIGADE)**

Complete uniform: Dark green - Facings Black piped in white, general equipment as described except all belts slings, straps etc. are black instead of white. Shako:- as fig. 4.

**6. FIELD OFFICER (LINE INFANTRY)**

Hat:- Black with Black cockade, gold tassels, plume white over red. Tunic as described, gold lace. Breeches - White, Boots - Black, Laced gold. Sword:- Gold hilt, black scabbard, gold sword knot. Epaulette - Gold. Buttons - Gold.

**7. ENSIGN (LINE INFANTRY)**

Tunic as described, gold lace. Overalls as described, shako as described with gold cords and plate, white plume. Standard:- Regimental standards were the colours of the regiments facing colour with a small union jack in the top corner of the staff side of the flag. In the centre was a wreath of rose and thistle design, in the centre of which is the regimental number in gold.

**8. DRUMMER (LINE INFANTRY)**


Tunic:- as described with the addition of white lacing on sleeve in the form of chevrons (refer to drawing) Overalls:- as described. Shako as described with Brass plate white cords and plume. Drum:- Body in facing colour on which is a regimental Badge surrounded by a wreath of Laurels, white tension cords drum rims blue with white wavy line round them.

**9. PIONIER (LINE INFANTRY)**

Tunic:- as described, White Lace. Overalls:- as described. Shako:- as fig. 8. Apron:- white or very pale buff. Equipment as described in general information.

**10. PRIVATE (LINE INFANTRY)**

As described in general information:- Tunic lacing white, Shako:- as Fig. 8.



The Landsknechts started life as roving bands of bandits who turned to military work when the village constabularies started to clamp down on their savage activities.

At first they sold their military service to the highest bidder, sometimes changing sides in the middle of a campaign if the enemy commander offered a higher rate of pay. They were organised into a well disciplined army by the Emperor Maximilian I who still however leased them to the highest bidder.

Perhaps their most famous battles were against the Swiss for whom they had a pathological hatred, this was called bad warfare as no prisoners were taken for ransom (A large source of Landsknechts income).

Uniform as such had not yet appeared but clothing was very colourful with many puffs and slashes. We have tried to represent as much variety as possible in clothing styles which can be painted to taste, or to our colour suggestion. It is as well to remember that although a great variety of colour was used it was mainly of pale shade giving a somewhat well washed look, armour was generally painted black to prevent rust but white metal armour was kept well polished and fairly bright.

Suggested colour schemes follow for the figures available.

1. Armour, Sword Blade:-White Metal. Tunic Skirt, Sword Belt: Crimson. Tunic Skirt braid, sword hilt. Buckles:-Yellow metal. Leather at back of arms and legs, glove palms shield back, lance:-Brown. Shield:-Half red, half white.

2. Jacket, hat:-Medium Green. Collar, sleeves:-Buff. Shirt Sleeve Lining:-White breeches:-Medium blue with yellow beneath slashing, yellow and white lines. Feathers:-white, yellow and red. Stockings:-White with blue and yellow lines. Sword belt:-Red. Shoes:-Light Brown. Sword Scabbard:-Brown. Sword Hilt:-White metal.

3. Hat, stockings:-Red. Shirt: Medium Brown. Necklace cord, sword, belt, shoes, sword, scabbard, halberd staff:-Brown armour:-White metal or painted black, Halberd head, sword hilt:-White metal. Feathers:-White, yellow, green.


4. Jacket, breeches, one stocking:-White. Sword scabbard:-White metal. Shoes, pike staff, feathers, sword belt:-Brown, Hat:- Green

5. Armour, sword hilt, sword blade:-White metal. Hat. Shoes: Brown. Shirt:-yellow. Breeches, stocking:-yellow with red lines. Sword belt:- Red. Feathers:Red, white and blue.

6. Armour:- Blackened, Jacket, feathers:- Red. Breeches, scarf:-Buff, Boots:-dark brown. Lance, Sword hilt, dagger scabbard, belts:-Medium brown. Skirt, breeches side seam:- Chain mail, Sword scabbard, dagger hilt:-White metal.

7. As 6, Horse Furniture Crimson with yellow metal fittings.

8. Armour:-White metal with black etchings Tunic:- Crimson with gold embroidered edge to tunic skirt; Horse Furniture Crimson with yellow metal fittings.



The period depicted by these figures is that of the so called Golden age of Greece, it was in these times that the many Persian wars were fought and the Greek warriors won time and time again against their numerically superior foe.

Tactics were fairly simple and based on the famous Greek phalanx (A compact group of heavily armoured troops called Hoplites) which was used as a Battering Ram to crash into the enemy force. After the enemy line had been split up the lightly armed warriors or Peltasts joined the fray supported by the cavalry.

Weapons were usually made of iron by this time but armour was still made of bronze and leather, probably because it was far easier to work, and of course was cheaper to make. We have tried to represent as broad a spectrum of the warriors of the time, from richly armoured Hoplites down to the unarmoured Peltasts (usually slaves pressed into service).

We have included a standard bearer amongst the figures for although badly documented they were used in major battles to identify the various city states in the heat of the fight.

It would be folly to lay down a definite colour scheme for each figure as there were no strict rules, but a rough guide follows which we hope will help those of our customers not conversant with the Period.

Armour Armour at this time was usually of Bronze or leather but some was made from layers of thick linen dyed to the personal choice of the individual warrior.

Tunics A rough guide to the colouring of tunics is that the richer warriors would probably wear highly coloured tunics richly embroidered with patterns, whilst the poorer warriors and slaves would wear white.

Helmet Crests These were made from dyed horse hair and were usually coloured to match either the tunic or the shield.

Shields Shields were highly decorated with symbols such as animals or everyday objects, favourites being An Eye, a Gorgons Head, a Horses Head, or the Cretan Bull.

Sandals Straps etc. Were all of leather usually untanned and consequently lighter than the usual leather colour.

N.B. Remember the complexion of the Greeks was fairly dark and when painting flesh areas a touch of russet brown in the basic flesh tone is needed.

\*Figures supplied in positions shown above


## SERIES 77

### Military Miniatures

## Stage Ten

### English Civil War

1642 - 1651



The figures in this stage are representative of both Royalist and Parliament forces in the Civil War and with the exception of figures 1, 6 & 7 can be painted to represent either side. Until the formation of the New Model Army both sides looked much the same as each had many regiments with coats of similar colours, and some still wearing civilian clothes. Identification on the battlefield was usually by a prominent sash, Orange for Parliament and any other colour, but predominantly Rose Red or Blue for Royalists. Armour when worn was usually blackened but polished armour was fairly common especially in the New Model Army. Buff coats (coats of heavy buff leather) were also commonly worn for protection by both forces, especially in cavalry regiments.

Space, unfortunately, precludes full colour details but the collector is advised that additional research into the many books available on the subject would prove invaluable.

The standard shown is that of a Royalist regiment and is coloured as follows:- Green background, on which is a red cross on a white square and a yellow flame design in the positions shown. Drums were usually painted in the regimental colour (listed below) with the Colonel's Coat of Arms on the front.

#### ROYALIST COLOURS

Kings Lifeguard - Red, Queen's Foote - Red, Prince Rupert - Blue, Newcastle - White, Gerard - Blue, Northampton - Green, Lindsey - Red, Hopton - Blue, Percy - White, Bard - Grey, Broughton - Green, Saville - Red.

#### PARLIAMENT COLOURS

Essex - Orange, Hampton - Green, Merrick - Grey, Stamford - Blue, Lord Brooke - Purple, Robartes - Red, Cholmley - Red, Holles - Red, Grantham - Russet, Constable - Blue, Ballard - Grey, Fielding - Grey.

We are indebted to the Sealed Knot, without whose help and encouragement these figures could not have been produced.




## SERIES 77

### Military Miniatures

## Stage Eleven

### Camel Troopers

1300-1600 & 1799



#### French Camel Corps 1799 (figs 1&3)

Formed for effective patrol service in the desert, these troops were in effect mounted infantry groups. Able to travel long distances in a relatively short time they were very effective against the Arab forces.

The uniform changed constantly and we have produced two versions in this stage.

1) Red - Pantaloons, Cuffs and collar, Blue - Dolman, Crimson - Boots, Barrel sash, Black - Bicorn, Lancashaft, Cartridge Box, White - Belts slings, all lace, feather, Barrels on sash, Silver - Buttons, Sabre Sheath & buckles.


3) Red - Coat, Plume, Blue - Sleeves under coat, Breeches, Crimson - Boots, Barrel Sash, Black - Shackles, White - All lace, Cords, Belts, Slings and Barrels on sash, Silver - Buttons, Buckles, Sabre Sheath. Camel fittings - saddle, white sheepskin and edging to cloth. Red cloth with Blue side panels, Red bridle and tassels.

#### Turkish Camel Troopers 1300 - 1600 (figs.2&4)

Used throughout their history as a hard hitting, long range desert force. They were very successful. Dress and armour changed very little until the start of European influence in the 17th. Century and our figures cover a wide time period. There are not set colours, and as such, the collector may use any bright colour for clothing, boots etc. Armour was generally of white metal but was occasionally gilded. Whichever colour of armour is chosen it should be remembered that plate armour was usually heavily engraved, usually with Moslem prayers and writing.

**SERIES 77**  
**Military Miniatures**

**Stage Twelve**  
**Warriors in History**  
**1100 B.C - 1908 A.D**



- 1) **ASSYRIAN ARCHER (1100 B.C.)**  
**IRON:**— Armour plates on coat, mail neck guard, binding on helmet, **BRONZE:**— Helmet, sword hilt, **BROWN:**— Binding on edge of coat and mail, **RED:**— Belts, Quiver, Scabbard, **YELLOW:**— Piping and decorating on belts, Quiver, scabbard.
- 2) **GLADIATOR (50 A.D.)**  
**BRONZE:**— Helmet, Greave, shield boss. **STEEL:**— Armguard, sword, strapping on shield. **BROWN:**— Belts, straps, sandals, shield. **WHITE:**— Loin cloth.
- 3) **SAMURAI (1450 A.D.)**  
 Unfortunately space precludes a full description of the highly colourful bamboo armour of the Samurai which rather like western armour was painted in the traditional colours of the warriors family. The collector is however recommended to the September 1973 issue of the 'Military Modelling' magazine or one of the many books available on the subject.
- 4) **HENRY VIII (1509 - 1547 A.C.)**  
**BLACK:**— Hat (decorated with white feathers and jewels), Outer coat, scabbard. **BROWN:**— Belt, dagger belt, fur on outer coat. **GOLD BROCADE:**— Tunic, shoes. **GOLD:**— Chain of office (inset with jewels), Dagger hilt, embroidery on sleeves of coat. **WHITE:**— Stockings, shirt collar and slashings, gloves.
- 5) **FUSILEER (Regt. Erb Prinz, Hesse Cassal 1776)**  
**BLUE:**— Coat. **CRIMSON:**— Turnbacks, facings, cloth part of cap. **BROWN:**— Fur haversack. **BLACK:**— Shoes, gaiters, cartridge box. **WHITE:**— Breeches, waistcoat, all belts, slings, straps etc., Haversack. **WHITE METAL:**— Front Plate and metal binding on cap, all buttons, buckles, badges etc.
- 6) **GEORGE WASHINGTON (1732 - 1799 A.D.)**  
**BLUE:**— Coat, sash. **BUFF:**— Cuffs, turnbacks, facings, waistcoat, breeches. **BLACK:**— Hat and Cockade, boots. **GOLD:**— Edging to waistcoat, epaulettes, buttons, sword hilt.
- 7) **FOREIGN LEGIONNAIRE (1908 A.D.)**  
**DARK BLUE-GREY:**— Coat. **WHITE:**— Hat, trousers. **BLACK:**— Boots, gaiters, pack, straps, belt, braces, pouches, bayonet scabbard, cap peak. **GREY:**— Blanket roll. **BLUE:**— Sash. **FAWN:**— Haversack. **BRASS:**— Buttons, buckles, etc., **STEEL:**— Canteen, Dixie, Messkins. **RED:**— Chevrons, piping around cuffs.

