

13s



# *Museum Quality Miniatures*

CATALOG NO. 148

PRICE \$2.50




## Civil War Infantry

Superb and authentically detailed unpainted castings 54mm high. The head and arms are separate and interchangeable. Large groups and dioramas can be assembled, with no two figures exactly the same. The spirit of the battles of the Civil War can be re-created in these lifelike replicas of those rugged soldiers of the North and South.

**SPECIFY UNION OR CONFEDERATE**  
Complete With Coloring Guide

- S- 4 Advancing
- S- 5 Marching
- S- 6 Standing firing
- S- 7 Standing at ready
- S- 8 Standing relaxed
- S- 9 Running, left foot back
- S-10 Running, right foot back
- S-11 Running, left foot forward
- S-12 Attention, shoulder arms
- S-13 Kneeling firing
- S-14 Dead, on back
- S-15 Company officer standing
- S-16 Company officer walking
- S-17 Company officer running
- S-19 Drummer boy marching
- S-21 Federal infantryman in overcoat at attention (Union Only)

All parts are interchangeable except for the drummer's arms and S-21.



### CIVIL WAR ZOUAVES\*

- S-25 Vivandiere, 114th Pennsylvania Volunteer Infantry (Collis Zouaves).
- S-26 Union Zouave, 146th New York, standing with cup.
- S-27 Union Zouave, 146th New York, shoulder arms.
- S-28 Union Zouave, 146th New York, firing.
- S-29 Union Zouave, 146th New York, at ready.
- S-30 Confederate Louisiana Zouave, with cup.
- S-31 Confederate Louisiana Zouave, shoulder arms.
- S-32 Confederate Louisiana Zouave, firing.
- S-33 Confederate Louisiana Zouave, at ready.

\*The zouave casting is a basic type and may be painted as almost any zouave unit, North or South.





3023



3013



3004

## Civil War Cavalry

### ON STANDING HORSES

CODE NO.

- 3000 Officer, arm upraised
- 3001 Trooper, carbine slung
- 3002 Bugler, bugle slung
- 3003 Guidon Confederate
- 3004 Guidon, Union
- \*3005 Lancer, Union
- 3006 Trooper, on picket duty

### ON WALKING HORSES

CODE NO.

- 3010 Officer, hand on hip
- 3011 Trooper, holding carbine
- 3012 Bugler, holding bugle
- 3013 Guidon, Confederate
- 3014 Guidon, Union (horse)
- \*3015 Lancer, Union

### ON RUNNING HORSES

CODE NO.

- 3020 Officer, with pistol
- 3021 Trooper, with saber
- 3022 Bugler, blowing
- 3023 Guidon, Confederate
- 3024 Guidon, Union
- \*3025 Lancer, Union
- 3026 Officer, on falling horse

Each figure comes with assembly instructions and Union and Confederate coloring information.

\*6th Pennsylvania Volunteer Cavalry (Rush's Lancers). Use Officer, Bugler and Guidon castings to complete this regiment.




3021




3011



3010



3026





3001



3002



3030 Union officer (General Meade) with field glasses.  
 3031 Union officer (General Meade) pointing with sword.  
 3032 Confederate officer (General Jackson) with field glasses.  
 3033 Confederate officer (General Jackson) pointing with sword.  
 C-58 Confederate Gen. J.E.B. Stuart.  
 C-63 Confederate Gen. Robert E. Lee.





3050



3051



3055



3052



S-39A


S-39B



S-34



S-37



S-40



S-38


### Civil War Cavalry Dismounted

CIVIL WAR DISMOUNTED CAVALRYMEN WITH HORSE each with coloring guide for Union or Confederate cavalryman.

- 3050 Trooper dismounting
- 3051 Trooper horse handler
- 3052 Trooper walking with horse
- 3053 Trooper kneeling firing over dead horse
- 3054 Trooper kneeling loading over dead horse
- 3055 Trooper lying firing over dead horse

CIVIL WAR DISMOUNTED CAVALRYMEN IN ACTION each with coloring guide for Union or Confederate cavalryman.

- S-34 Trooper standing firing.
- S-35 Trooper standing astride.
- S-36 Trooper walking.
- S-37 Trooper running.
- S-38 Trooper kneeling firing.
- S-39A Trooper kneeling at the ready.
- S-39B Trooper kneeling loading.
- S-40 Trooper lying firing.



S-66

S-67

S-65

#9021

## Civil War Artillery and Crew

Imrie/Risley Miniatures now offers Guns of the Civil War Field Artillery used by both the North and South, to give your groups and dioramas a variety of interest. Each model comes with a color guide for both Union and Confederate cannon and crews.

### CANNON KITS

#9020 12 pdr. bronze "Napoleon" smooth bore gun-howitzer, model 1857

#9021 10 pdr. iron Parrott rifle, ca. 1861

#9022 12 pdr. steel Whitworth breech or muzzle loading rifle, ca. 1861

### CREWS

#### UNION OR CONFEDERATE

S-65 Gunner pulling lanyard

S-66 Cannoneer with ramrod

S-67 Cannoneer with case

S-68 Officer of Artillery

(Color guides for both included with each kit.)



S-68



S-1



#9022 12 pdr. Whitworth

#9020 12 pdr. Napoleon


#9021 10 pdr. Parrott




C-30 SKINNER'S HORSE, INDIAN ARMY, circa 1900. This model is a Sowar (trooper) in full dress mounted on a walking horse and can be painted not only as Skinner's Horse, nicknamed the "Yellow Boys" for the yellow uniform coats, but also in several different uniforms of Bengal Cavalry. A color guide in full color included.



C-31 17th LANCERS, CRIMEAN WAR. The Lancer in full kit, lance lowered and mounted on a rearing horse, depicts the moment when the Light Brigade charged into the "Valley of Death" against the Russian artillery near Balaclava. Coloring guide in full color included.



G101 G111 G123 G102



G106 G125 G114

## Prussian Guard Grenadier Regiments of 1910

1st and 2nd Bn., GUARD  
GRENADIER REGT (KAISER  
ALEXANDER)

Guard Pvt.	G121
Gd. Sgt., sword at carry	G122
Gd. Off. at salute	G123
Drum Major	G124
Hornist (fifer)	G125
Drummer	G126

GUARD GRENADIERS  
IN PICKLEHAUBE

G101
G102
G103
G104
G105
G106

GUARD  
GRENADIER  
FULL DRESS


G111
G112
G113
G114
G115
G116



S-3 The Kaisers 1st Guard Dragoon Regiment, full dress with lance and plumed picklehaube.

S-3H 1st Guard Dragoon Regiment trooper dismounted holding the horse.

S-24 German Mounted Jaeger, circa 1910 in field dress, officer on walking horse.





C-26 Apache dressed in typical Indian costume with checkered shirt and colorful vest.




C-9 Regular American Infantry, Cuba, ca. 1898.



C-6 American Paratrooper, ca. 1944.



C-8 Regular U.S. Infantry, Mexican War, 1846-48.



C-27 Iroquois from the Colonial period.



C-10 Regular American Infantry, War of 1812.



C-11 World War I Doughboy, 1917-18.



C-41 Texas Ranger on Horse, ca 1870.



C-25 Sioux Warrior mounted on a running horse and armed with a lance and knife. Separate feathers are included to add variety to this magnificent figure. C-12 Western Cavalry Officer, makes a fine companion figure for the Sioux. Coloring information included.



C-12 This cavalry officer leading a pell mell charge across the Western Plains is reminiscent of the drawings of Fredric Remington or Schreyvogel. Coloring guide included.




## Naval Artillery of the 18th Century

Both naval and merchant ships of the 18th century carried deck guns for protection from enemy war ships, privateers and pirates. Qualified seamen were enlisted while others were impressed into naval service from ships on the high seas or by press gangs ashore, a practice indulged in by all the naval powers of the period.

Sailors were not issued uniforms during the 18th century but wore various pieces of civilian clothing. The officers did, however, wear regulation uniforms, as did the marine detachments stationed on ships.

#9040 32 pdr. Carronade with wooden base  
C-40 American Naval Officer  
K-103 Carronade and Officer



#9040 32 pdr. Carronade



C-40



K-102 9 pdr. naval Gun and Sailor

For a matching deck section, Imrie/Risley Miniatures can now offer our 18th Century Sailor and 12 pdr. Naval Gun on the same size wooden base as K-103.  
K-102



S-120

S-122

C-36

S-120


Ship's Captain standing with arms folded. Complete with painting instructions in full color.  
S-120

Sailor, Parrying with Cutlass. Comes complete with pistol and firing stick to be interchanged with cutlass in the hand. Coloring guide in full color included.  
S-121

Sailor, Lunging with Cutlass. Complete with interchangeable pistol and firing stick and full color painting instructions.  
S-122

Sailor with Cannon Ramrod and bucket plus full color painting instructions.  
C-36

12 Pound Ship's Cannon complete with assembly and full color painting guide.  
9030



S-121

S-122

S-121



S-43



S-44



S-45



S-46



S-47

### British WW II

Once again you can recall, in miniature, the uniforms worn by men of the famed British 8th Army, "the Desert Rats", as they struggled over trackless desert wastes to come to grips with Rommel's hard hitting "Afrika Korps".

BRITISH 8TH ARMY IN DESERT KIT.

- S-43 Walking, holding sub-machine gun.
- S-44 Walking, rifle at trail.
- S-45 Advancing, rifle at ready.
- S-46 Marching, slope arms
- S-47 Walking, slung rifle.

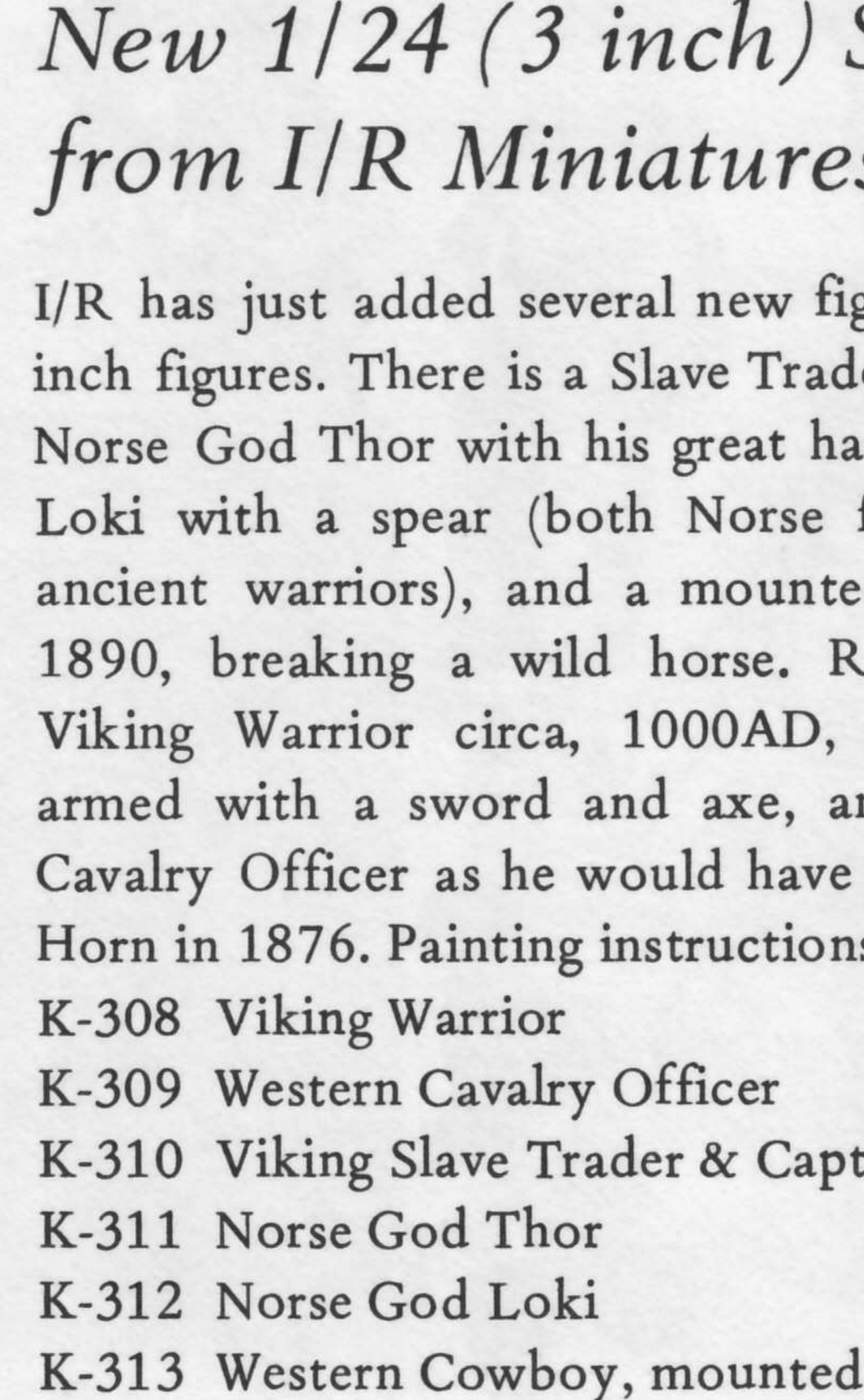
### New 1/24 (3 inch) Scale Figures from I/R Miniatures

I/R has just added several new figures to their line of three inch figures. There is a Slave Trader and Female Captive, the Norse God Thor with his great hammer, the evil Norse God Loki with a spear (both Norse figures can be painted as ancient warriors), and a mounted Western Cowboy, circa 1890, breaking a wild horse. Recent releases included a Viking Warrior circa, 1000AD, wearing a metal helmet, armed with a sword and axe, and a dismounted Western Cavalry Officer as he would have appeared at the Little Big Horn in 1876. Painting instructions included.

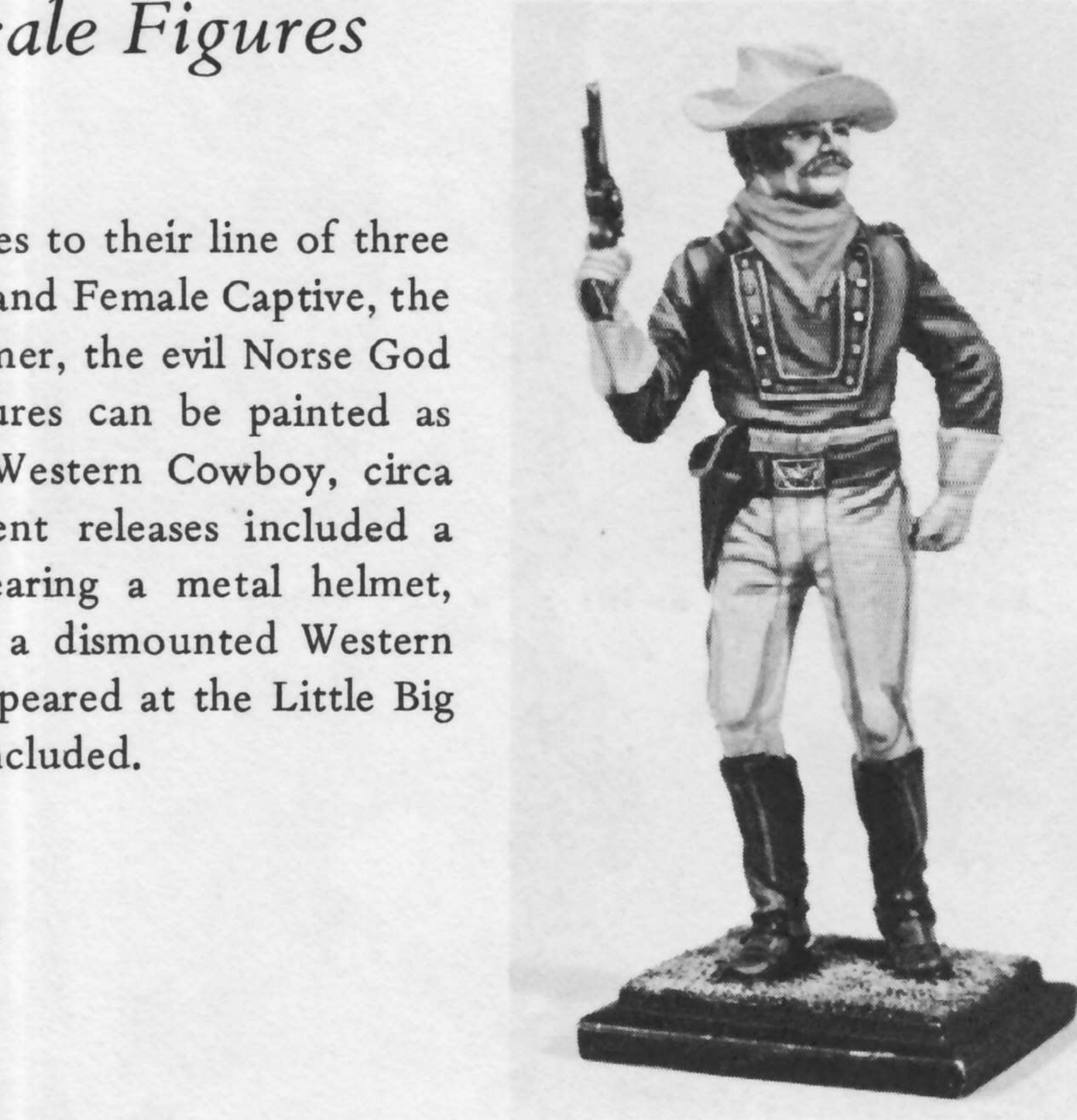
- K-308 Viking Warrior
- K-309 Western Cavalry Officer
- K-310 Viking Slave Trader & Captive
- K-311 Norse God Thor
- K-312 Norse God Loki
- K-313 Western Cowboy, mounted



K-310



K-312



K-313





#9060

S-176

S-177

S-169



S-165

S-174

\*S-181



S-168

S-175

\*S-180

## U.S. PARATROOPERS, WWII

Each kit comes complete with two full color reference illustrations covering D-Day, Normandy, 1944.  
Special Feature: All helmets and chin straps are separate!



S-195

S-191

S-185

S-173

S-188

S-189

### With Carbine & Pistol

- S-165 Astride, pointing
- S-166 Running with carbine
- S-167 Kneeling, firing carbine
- S-168 Crouching, with binoculars
- S-169 Astride, with binoculars
- S-170 Astride, holding carbine
- S-171 Running with 30 cal. M.G.
- S-172 Running, carbine at trail
- S-173 Kneeling, throwing grenade
- S-174 Kneeling with mortar round
- S-175 Crouching with M.G. ammo.
- S-176 Crouching, aiming 57mm AT gun
- S-177 Kneeling with artillery shell
- \*S-180 Lying firing .30 cal. M.G.
- \*S-181 Crouching, loading 60mm mortar



S-171

S-190

S-194

S-186

S-172

S-193

### With M-1 Rifle

- S-185 Astride, firing M-1
- S-186 Walking, with ammo box
- S-187 Running, port arms
- S-188 Astride, resting on M-1
- S-189 Walking, port arms
- S-190 Running with M.G. tripod

### With Thompson Submachine Gun

- S-191 Walking, firing
- S-192 Bending, firing
- S-193 Twisted, throwing grenade
- S-194 Running, with ammo box
- S-195 Bending, pointing
- S-196 Twisting, at ready



S-170

S-187

S-192

S-167

S-196

S-166

- .30 cal. M.G. unit, lying— \*S-180, S-175, S-168
- .30 cal. M.G. unit, running— S-171, S-190, S-194
- 60mm Mortar unit, kneeling— \*S-181, S-174, S-165
- 57mm AT gun crew— S-176, S-177, S-169
- #9060 57mm anti-tank gun.

# World War II German Army



S-53



S-55



C-24



S-51



S-52



S-87



C-5



S-84



S-77



C-23



S-50



S-54



S-48



S-49



C-45

- C-23 German officer with pistol
- C-24 SS officer pre WW II
- C-5 Panzer Grenadier with machine gun

## PARATROOPERS

- S-74 Advancing with machine pistol
- S-75 Running, rifle forward
- S-84 Advancing with grenade
- S-85 Running, rifle at trail

## INFANTRY

- S-76 Firing rifle
- S-77 Advancing with rifle
- S-78 Running with machine pistol
- S-79 Running light machine gunner
- S-80 Running assistant gunner
- S-81 Kneeling, at ready
- S-82 Lying, firing machine gun
- S-83 Lying assistant gunner

## WAFFEN "SS"

- S-86 Standing, throwing grenade
- S-87 Advancing, rifle at trail
- S-88 Advancing, rifle slung
- S-89 Running with Grenade
- S-90 Running, machine gun on shoulder
- S-91 Running assistant gunner
- S-92 Kneeling, throwing grenade
- S-93 Kneeling, holding grenade

## GERMAN AIR FORCE PARATROOPER

- S-48 Paratrooper firing machine pistol.
- S-49 Paratrooper throwing grenade.

## GERMAN AFRIKA KORPS, 1941-43


- S-53 Standing, machine pistol at ready, soft cap.
- S-54 Standing with machine pistol, soft cap.
- S-55 Astride, machine pistol slung, steel helmet.

## GERMAN INFANTRY OR S.S.

- S-50 Advancing, rifle at ready, wearing helmet.
- S-51 Walking, rifle slung, wearing soft cap.
- S-52 Walking, rifle at trail, wearing helmet.
- S-55 Astride, machine pistol slung, steel helmet.
- C-42 German Infantry, Standing with Panzerfaust.
- C-43 German Infantry, Kneeling with Panzerfaust.
- C-59 German WWII Infantry, winter dress

## GERMAN WWII TANKERS

- C-45 German SS Tanker, camouflage
- C-44 German SS Panzer Officer, head set, peak hat\*
- C-46 German Tanker with soft cap\*
- C-47 German Panzer Sgt., winter dress



S-78

S-88

S-92

S-90

S-91



S-86

S-85

S-93

S-75

S-74



S-76

S-79

S-81

S-89

S-80



S-82

S-83

C-59

C-47

C-42

C-43

## 3 INCH (1/24 Scale) FIGURES

We believe this scale to be big enough—and still remain a miniature figure. A full 3 inches in height from the top of the head to the bottom of the feet, they will fit nicely with your plastic models of the same scale and live well with their smaller 1/32nd scale brethren (2 1/8" high). Decorative, highly detailed and the forerunner of a new scale of military miniatures.



K-300

### The Commander-in-Chief's Guard, 1776-1783

A Revolutionary War soldier in full regimentals is shown as our first model. Cast in several pieces for ease of conversion, this figure stands on a custom designed cast metal base. The uniform was the style worn by both the American and British soldiers, and can be painted as any regiment. The coloring guide and unit history enclosed with the kit is for General Washington's "Life Guard".

Kit K-300

### 3rd N. Carolina Reg't. of the Continental Line, ca. 1778

Another prevailing uniform of the Revolutionary War was the hunting shirt worn by the Continental soldiers as depicted by our second model. The highly detailed "Brown Bess" musket, with its separate sling, is supplied with both kits, and is a pleasure to paint. The unit history and coloring information is for the 3rd N. Carolina Reg't. which served in many battles in the north with Washington's army.

Kit K-301



K-301

### New 1/24 Scale Figures

- K-304 Civil War Union Infantry Enlisted Man
- K-305 Civil War Confederate Enlisted Man
- K-306 Rogers Ranger, French and Indian War
- K-307 Iroquois Indian, French and Indian War
- K-302 German Fighter Pilot
- K-303 British R.A.F. Fighter Pilot



K-302



K-303




K-304

K-305



K-306



K-307



**FIGURES FROM LITERATURE**

These models are of two beloved characters from the pen of Washington Irving (1783-1859). Ichabod Crane, the gangling schoolteacher from "The Legend of Sleepy Hollow" and Rip Van Winkle, who drank from the keg of Hendrick Hudson while hunting in the Catskill Mountains, and slept for twenty years. These figures are ideal for people interested in the Colonial era and go with our models of that period.  
**Kit K-314 Ichabod Crane**  
**Kit K-315 Rip Van Winkle**



**K-318 COLONIAL PIKE SERGEANT, ca. 1630's.** During the Renaissance the phalanx of pikemen, carrying 14-18 foot spears and pole axe halberds, reigned supreme as infantry against the horsemen. Militia pikemen in Colonial North America drilled with the long pike or the 6-8 foot half-pike but with little effect against the Indians, though the sergeant's halberd continued as a badge of honor until the end of the 18th Century. This kit can easily be converted into a pikeman by using brass or aluminum wire, from your local hobby dealer, to replace the halberd head.



**K-319 ROMAN LEGIONARY, 1ST CENTURY A.D.** The mainstay of Roman law throughout the captured lands around the Mediterranean Sea and as far north as Britannia (England), Gaul (France), part of Germania (Germany), and eastward to the Caspian Sea, the Roman Legions held the frontier by fighting in massed cohorts of heavily armored legionaries, who would advance to within 10 paces of the enemy before throwing their javelins (pilum).



**K-320 GENERAL GEORGE A. CUSTER** at The Little Bighorn, 1876. We have shown Custer (Yellow Hair to the Indians) from eye witness accounts, during the battle against the Sioux and Cheyennes, where he and 5 companies of his 7th Cavalry were massacred.



**K-321 WESTERN CAVALRY TROOPER, 1870's to 1900.** This model can fit in well with a grouping of kit K-320 Gen. Custer, and kit K-309 Western Cavalry Officer, as the field uniform and weapons did not change up to 1900, even though the army had adopted the 5 shot Krag rifle the old single shot Springfield carbine was used up through the Cuban campaign by the "Regulars".

54mm (1/32nd) SCALE MILITARY  
MINIATURE KITS



**BRITISH FUSILIER OF THE  
AMERICAN REVOLUTION**

All three British Fusilier Regiments served in North America and coloring information for each unit is included with this simple one-piece casting. For collector's making a Revolutionary War chess set, this model against our one-piece Continental Soldier (C-51) make perfect pawns.  
**Kit C-61 Fusilier**




**RAGTAG DRUMMER BOY OF THE  
REVOLUTION**

Our I/R symbol, this kit makes up into a dandy display by himself, or as part of a larger group or diorama. He is wearing a patched and oversize cast-off Continental soldier's uniform coat.  
**Kit C-62 DRUMMER**



**GERMAN SS SOLDIER OF WORLD  
WAR II**

A German soldier of the famous SS is shown in overcoat freezing on the Russian Front.  
**Kit C-59 GERMAN**



**C-65 U.S. DRAGOONS ON THE  
FRONTIER, 1840's.** War with Mexico took many of the companies of the 1st and 2nd Dragoons from patrol duties of America's vast western frontier. Detachments were sent south with Scott's and Taylor's invasion of Mexico and west with General Stephen W. Kearney.


54mm (1/32nd) SCALE  
KING ARTHUR SERIES



**C-64 KING ARTHUR PENDRAGON,** who, legend tells us, unified a warring Britain during the Dark Ages, and with his magician Merlin, set up the Round Table for his chivalrous knights who attended his court at Camelot.



**C-66 SIR LAUNCELOT OF THE LAKE,** King Arthur's most renowned knight is shown as Queen Guinevere's Champion. He was the perfect knight-champion of the Round Table until his son, Sir Galahad, replaced him.



**C-67 JOUSTING KNIGHT.** This model is in the same position as C-66, but without shield design nor any helmet crest. Coloring insert gives several shield designs to paint as a combatant to Sir Launcelot.





**I/R 76mm (1/24th) SCALE KITS  
FRENCH & INDIAN WAR**

Here are two highly detailed kits to go with our K-306 ROGERS RANGER and K-307 IROQUOIS INDIAN of the colonial period. Both I/R models are boxed with full color illustrations for display, showing the positions offered.

**AMERICAN GRENADIER, ca. 1758**

This kit can be painted as a grenadier of most British regiments of the Seven Years' War. Coloring instructions are for the New Jersey Regiment, the "Jersey Blues", which served at Fort William Henry, Fort Ticonderoga and Oswego.

**K-316 GRENADIER**

**42d HIGHLAND OFFICER, ca. 1758**

The "Black Watch" Highlanders served in North America, taking part in the gallant assault on the French works outside Fort Carillon (Ticonderoga) and at Bushy Run during Pontiac's Rebellion.

**K-317 HIGHLANDER**




**MILITARY ART PRINTS**

Artist-historian Clyde A. Risley's illustrations and paintings appear in many reference books, journals and periodicals on military history.

We are proud to offer these decorative and accurately drawn subjects in the large 11" x 14" format, with ample room for matting, ideal for framing to decorate your home and office. Printed on fine art paper each picture has a historical text, written by leading historians.

Each black & white print in etching style comes pre-packaged with coloring description for those who wish to color with watercolors, artists' dyes, pencils or felt tips.

- MP- 1 Minuteman of the Colonial Militia
- MP- 2 Continental Infantryman, 1776-1783
- MP- 3 Light Infantryman, British 24th Regiment of Foot
- MP- 4 General "Jeb" Stuart, C.S.A., 1863
- MP- 5 General George Armstrong Custer, U.S.A., 1865
- MP- 6 Officer, 42d Royal Highlanders, 1776-1783
- MP- 7 Morgan's Rifleman, 1775-1778
- MP- 8 Grenadier Company, Brunswick Regiment Specht, 1777
- MP- 9 Trumpeter, Philadelphia Light Horse, 1776
- MP-10 2nd New Hampshire Regiment, 1777






FIG. 1

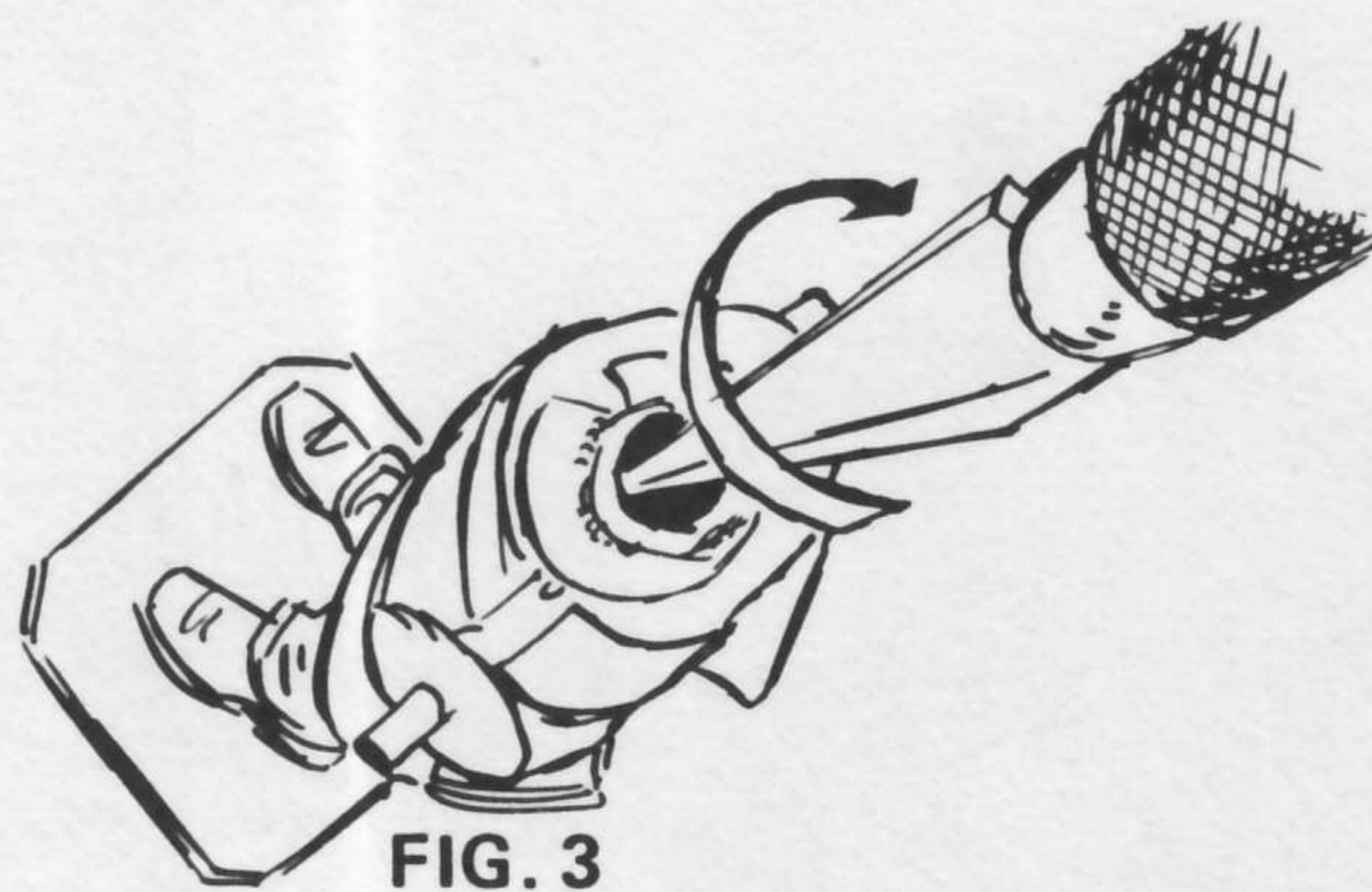


FIG. 3

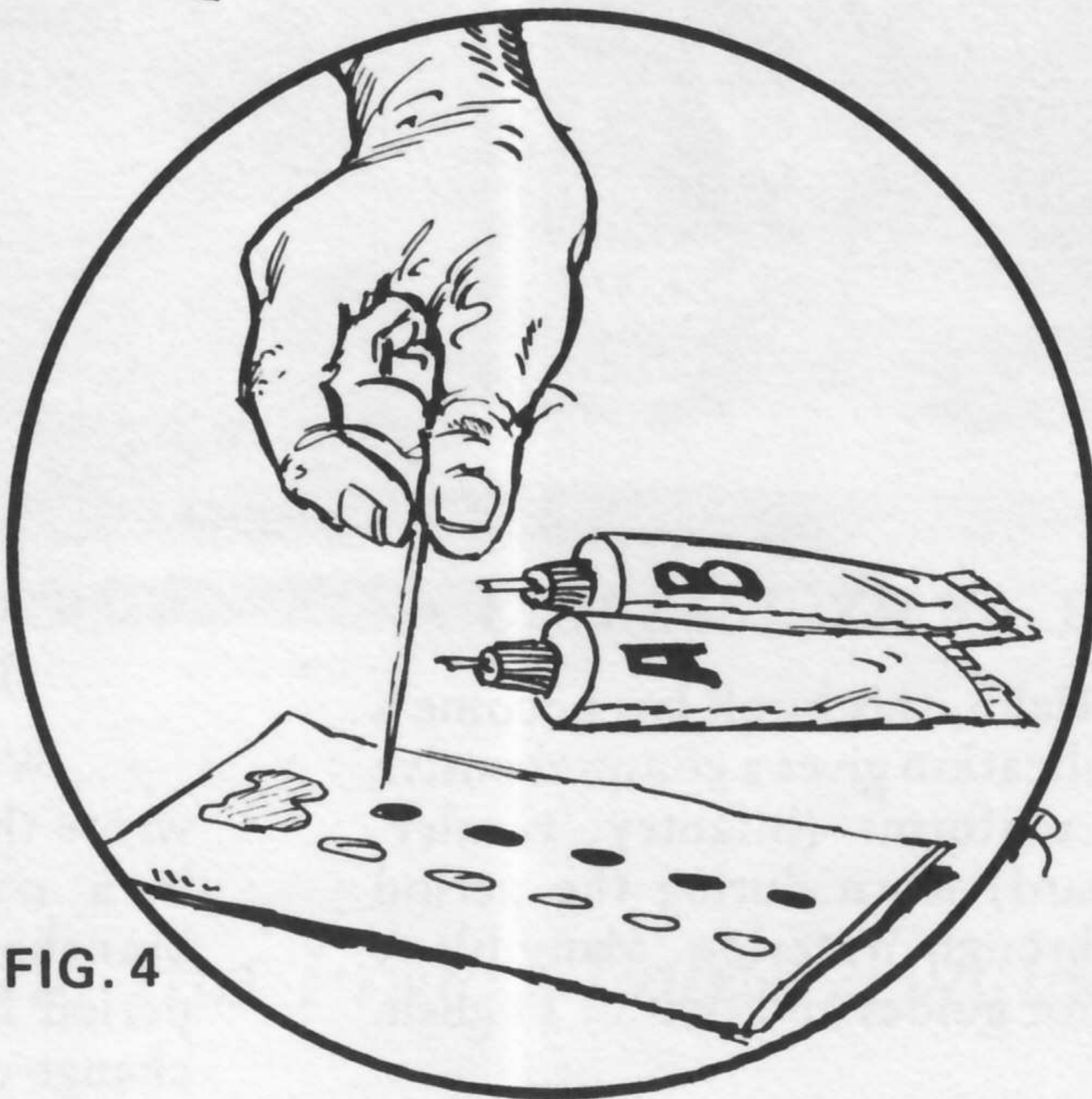


FIG. 4



FIG. 2

## ASSEMBLY INSTRUCTIONS

## FOR 1/R MINIATURES

The only tool required to assemble 1/R kits is an X-acto #11 knife blade and holder (available from your local hobby, art or hardware store). Any mold seam lines (called flashing) that may appear on the model should be trimmed away with this knife.

Make sure the pieces fit together before starting to glue (see FIG. 1 & 2). Neck holes may have to be reamed out wider with the X-acto knife to fit the head properly (see FIG. 3). Before the horse's head can be joined, check to see if the leading edges of the horse's body need to be beveled to represent the roll of these muscles into the neck. This can be done by paring with the edge of the knife. The horse sides may have to be gently bent together to fit, but any joint lines can be filled with glue (FIG. 1).

Klenk's Fast Setting Epoxy glue is recommended for assembling these models as it sets in about one minute when held together with your fingers, or by a rubber band in the case of the horse's sides, and can also be used as a non-shrinking filler. To work this glue, squeeze equal spots of the two tubes onto a non-porous surface (wax paper, aluminum foil, etc.) and mix rapidly together with a tooth

pick (FIG. 4). As soon as mixed (both parts become amber color) and while it is still in a watery state, apply to the area to be joined. Quickly press the pieces to be glued in place, pulling any excess glue away with a clean toothpick. Hold together for a slow count of from 60 to 100, and the pieces will be set. Other pieces can be added carefully by the same method. A word of warning—do not attempt to use the mixed epoxy when it is stringy as it is in the first stages of hardening and will not hold. Additional epoxy mix can be used as filler if all the gaps were not filled the first time. Allow at least an hour for the chemical action of the epoxy to complete drying before it can be shaped or filed (using a fine needle file from your hobby dealer). If no cutting or filing is needed on the epoxy joints, the model can be prime painted with our "Original Military Colors" #1 Metal Primer, even though the surface of the glue still feels tacky.

For additional information on assembly, converting, painting and diorama building, we recommend our publication "The Model Soldier Manual", by Peter J. Blum and illustrated by Clide A. Risley

X-acto knife and #11 blade.



# REFERENCE BOOKS FROM I/R MINIATURES



*The Model  
Soldier  
Manual*  
by  
Peter J. Blum

illustrations by Clyde A. Risley

## B-1 THE MODEL SOLDIER MANUAL

This book, written by Peter J. Blum, is a basic guide for the model soldier enthusiast. Not only does it start the new collector on his way through the first steps of choosing his first models but simplifies all the steps from assembly, painting, converting and even on up to the building of dioramas and the displaying of his models. The advanced collector will find this manual indispensable. If there is one book you should have in this hobby—*this is it!* Designed on a large 6 X 9¼ inch format with full color front and back covers of uniform reference and 40 profusely illustrated pages.

## B-2 FRENCH IMPERIAL ARMY, 1812-1815

Written by Richard K. Riehn, this book has become a standard in the field. This publication gives a comprehensive treatment of French Army uniforms (infantry, cavalry, artillery and the Imperial Guard) worn during the period from the Russian Campaign through Waterloo. Many black and white illustrations with color guides and text in English. 51 informative pages.

## B-3 FRENCH INFANTRY AND ARTILLERY, 1795-1812

Written by the same author Richard K. Riehn who wrote the highly informative "French Imperial Army". This is a companion coloring guide specializing in the two branches (infantry and artillery) and covering the entire period from the French Revolutionary Wars to the uniform change of 1812. 11 information packed pages.



## B-8 A COLORING BOOK OF SOLDIERS FROM THE AMERICAN REVOLUTION

Presented on a large 8½" X 11" format, this book will have a personal appeal not only to historians and collectors but to the youngsters interested in our country's history and the uniforms of the American, British and German soldiers worn in the "War for American Independence."

This unique and different style of "Coloring Book" contains not only accurate drawings but the histories of the units depicted and a simple coloring guide so that you can color in the pictures of all the uniforms and accoutrements shown in the drawings. This book was prepared by C. A. Risley and W. F. Imrie contributors to many historical publications and Fellows of the "Company of Military Historians."

This publication is being offered at such a reasonable price that it becomes the ideal "first book" for the boy or girl interested in this aspect of our history.

*56 pages plus full color covers, 8½" X 11" containing 26 uniform plates plus informative text.*



## B-7 COLORS

This compact little book is one of the most useful reference tools that you can have on your shelf. It gives you exact paint formulas for over 140 World War II aircraft, tanks, uniform colors, and a shading chart for military miniatures, plus hints on using "I/R Original Military Colors". Keep a copy of this booklet handy at all times.



## *From Metal to Plastic the Finest Paint Available . . .*

From first step to last, we can supply you with all the materials you'll need to make your model soldier into a handsomely accurate connoisseur figure. Our original I/R "Military Colors" are the finest paints available today. Fast drying, giving a permanent matte finish in only a few minutes, you'll be able to complete a figure in an evening and be sure it will last a lifetime. The 34 authentically matched colors will not gloss, and the plastic-base primer, with its own special thinner, insures the colors' permanance. Our red-sable brushes, sizes #000, for fine details, and #3, for larger areas, enable you to apply the paints with the greatest amount of precision. "Fast Setting Epoxy" hardens in seconds and will not shrink, doing away with laborious filling. Palettes are available for mixing the paints, and top quality hardwood bases, ready to stain or paint, will display your figures to their best advantage.

### THE "ORIGINAL MILITARY COLORS"


#1 Metal Primer	#10 Buff	#19 Medium Blue	#28 Bronze
#2 Primer Thinner	#11 Khaki	#20 Light Blue	#29 Copper
#3 White	#12 Yellow	#21 Gray	#30 Glaze
#4 Black	#13 Dark Green	#22 Dark Brown	#31 Brown Drab
#5 Gloss Black	#14 Field Gray	#23 Brown	#32 Purple
#6 Red	#15 Medium Green	#24 Red Brown	#33 Dark Crimson
#7 Scarlet	#16 Olive Drab	#25 Gold	#34 Light Crimson
#8 Orange	#17 Dark Blue	#26 Brass	#35 Dark Gray
#9 Flesh	#18 Prussian Blue	#27 Silver	#36 Blue Gray

#37 Paint Thinner

### MODELER'S AIDS

#000 Brush (for fine detail), #3 Brush (for large areas), Klenk's Fast Setting Epoxy glue, Wooden display bases (unfinished only): individual figure IB#1, Two figure or horseman HB#1, Group base (5¼" x 4¼" x 13/16) GB#1, Long base (12½ x 5" x ¾") GB#2, paint palette.

*Scenes Made With I/R Miniatures*



Third New York, 1779 using 1/24th scale figures



Continental Marines at dockside using 54mm figures




Hessians at Saratoga using 54mm figures

Massachusetts infantry at Bunker Hill using 1/24 scale figures

Hessians at Saratoga, 54mm figures






A



B



C



D



E



F

# IR

**IMRIE/RISLEY MINIATURES INC.**

Pictured above are a group of six dioramas using I/R miniatures. Unfortunately we don't have the space to show more of these delightful scenes. These are fine examples of this type of display. Many hints are contained in the diorama building section of our "Model Soldier Manual". The versatility of I/R figures lend themselves to this kind of work. Using materials developed for model railroading, shipbuilding etc. and above all your imagination, you can create equally interesting scenes depicting moments in history. The many poses and the historical accuracy of our miniatures lend themselves to this sort of collecting.

Fig. A Knight seeking entry to a castle, by John Larson. Fig. B Union cavalrymen of the Civil War, by E. P. Emley. Fig. C 2nd. Pennsylvania Regiment in winter encampment at Morristown, N.J., 1779-80, by John Larson. Fig. D Washington's artillery on Dorchester Heights overlooking Boston, by members of the New England Figure Collectors. Fig. E Continental Artillery before Yorktown, 1781, by John Larson. Fig. F British evacuation of Boston, by members of the New England Figure Collectors.

# I/R Newsletter

NUMBER 8

SUMMER 1982



C-88



C-87



C-86



C-89



C-90



C-91



C-93



C-92

## NEW I/R RELEASES IN 54mm SCALE KITS \$5.95 each

Our new models, showing a variety of uniforms worn at the beginning of the Civil War by both the Union and Confederate forces, go well with our other kits of infantry, artillery and cavalry of this period. Each kit comes with a full color reference card, coloring instructions and historical text.

### FOREIGN UNIFORMS IN THE UNION ARMY

- C-86 83rd. Pennsylvania Vol. Infantry Reg., 1861-62 in an imported French chausseurs uniform.
- C-87 39th. (Garibaldi Guards) N.Y. Vol. Infantry Reg., 1861, in a modified Italian Bersaglieri uniform.
- C-88 69th. (Fighting Irish) N.Y. State Militia, 1861, in a zouave uniform of the French Algerians.
- C-89 79th. (Cameron Highlanders) N.Y. State Militia, 1861, in full Scottish kilt.

### CONFEDERATE DRESS UNIFORMS

- C-90 Alexandria Rifles, 6th Battalion Virginia Vol., 1860, in a green frock coat.
- C-91 Republican Blues, 1st Regiment Georgia Vol., 1860, in full dress uniform.
- C-92 1st. Virginia Cavalry Reg., C.S.A., 1861-62, J.E.B. Stuart's famous Black Horse Cavalry.
- C-93 Terry's Texas Rangers, 8th. Texas Cavalry, C.S.A., 1861-64, with double barreled shotgun.

© 1982 I/R Miniatures, Inc., Ballston Spa, NY 12020. Made in U.S.A.