


1997

Scale Link 1914-18 WAR

1:32 Scale Figures and equipment.





The 1914-18 War, known afterwards as 'The Great War' is a period of haunting and compelling fascination and should you once begin to probe into it - it will not let you go.

This War started off at the 'charge' with cheers and boundless enthusiasm, bathed in the glorious sun of the burning August of 1914.

By late Autumn of that same year, the protagonists had 'gone-to-earth' and the character of great adventure was developing into one of perpetual mud and gloom.

The War took on the form of some awful automaton, fuelled by men and munitions, turning hundreds of square miles of countryside into one huge, stinking, 'open' cemetery and nobody knew how to switch the bloody thing off!

Finally, it stumbled to a halt in the November mists of 1918, having gobbled-up at least TEN MILLION souls and maimed many more, both in body and mind.

How such an important slice of history has largely escaped the attentions of the serious military modeller is surprising, but escape it has, until now.

The originator of the Scale Link Company had wanted to cover this subject for many years, and after he received two commissions from the National Army Museum of World War 1 dioramas, he felt the final impetus to begin the task.

For the past twelve years, this series has been steadily developed into what is now probably the most comprehensive range of WW1 models available in 1:32 scale.

This was a War of guns and logistics, and in its four years and two months duration, it advanced from 'Napoleonic' concepts to massed armour, aerial assault and chemical warfare, recording the birth of the 'tank' the use of submarines and aircraft as well as narrow-gauge railways and the 'army-lorry'. It appears that the tempo of life and history have raced on at 'breakneck' speed ever since!

The scene is a jagged one - of barbed wire, stakes, splintered trees and shattered houses exposing their rafters and contents to all and sundry - a 'spooky' scene of macabre reflections from stagnant water, of strange shapes in swirling mists or stark detail in uncompromising sunlight - all set in an 'open-cast mine' gone lunatic.

This was a period of great poignancy, when the romance of War, along with many other innocent notions, was killed off and a wonderful comradeship emerged.


A truly great period to model - it inspired superb poetry and art - so why not some fine models and dioramas too?

Scale Link Ltd., Rear of The Talbot Hotel, Blandford Road,
Iwerne Minster, Blandford Forum, Dorset, DT11 8QN U.K.

Telephone and Fax No: (0) 1747 - 811817

Scale Link 1914-1918 'GREAT WAR' Series

THE 'MARCH PAST' Series of 'TOY SOLDIER' Sets.



SMP01. British Action Set.


Contains 9 different figures: 1 Officer, 4 with arms 'At the Port' 4 with arms 'At the Trail'

All with F.S.M.O.

SMP02. German Action Set.

Contains 9 different figures: 1 Officer, 4 with arms 'At the Port' 4 with arms 'At the Trail'


All with F.S.M.O.



SMP03. Royal Flying Corps.

Contains 6 different figures:-

- 1 Pilot in Flying-suit.
- 1 Pilot in Tunic.
- 1 Navigator in Great-coat.
- 1 Officer with cane.
- 1 Sergeant with clipboard.
- 1 Mechanic with toolbox.





Scale Link 1914-1918 'GREAT WAR' Series

THE 'MARCH PAST' Series of 'TOY SOLDIER' Sets.

SMP04. Old Contemptibles.

Contains 6 different figures:-

- 1 Officer with cane.
- 2 Rifle slung over Right Shoulder.
- 1 Rifle held by the muzzle on Right Shoulder.
- 1 'At the slope'
- 1 Rifle slung over Left Shoulder.



SMP05. French Infantry. 1914 - 1915.


Contains 6 marching figures:-

- 1 Officer with stick.
- 5 Other ranks with rifles 'at the slope' and fixed bayonets.

SMP06. Kitcheners 'New-Army' 1916

Contains 6 marching figures:-

- 1 Officer with cane.
- 5 Other ranks with slung rifles.




SMP07. Pioneer's Set.

Contains 5 different figures & a wheelbarrow.

- 1 Officer with Binoculars.
- 1 'Digging-in'
- 1 Leaning on a spade.
- 1 Carrying 2 bags.
- 1 Wheeling a barrow.

Scale Link 1914-1918 'GREAT WAR' Series

THE 'MARCH PAST' Series of 'TOY SOLDIER' Sets.



SMP08. Chasseurs Alpin.

Contains 6 Standing figures:-

1 Officer 'Pointing'
5 Other ranks with walking-sticks and berets. 1915-1918.

The Scale Link range of 'Toy Soldier' Sets is being added to over a period of years, and will eventually total more than 30 different types.

Whilst we call them 'Toy Soldiers', the figures have been produced from our standard product range, and embody most of the detail modellers have come to expect from our sculptors. Some simplifications are necessary to accommodate the casting process we use, but generally we have been able to keep these to a minimum.

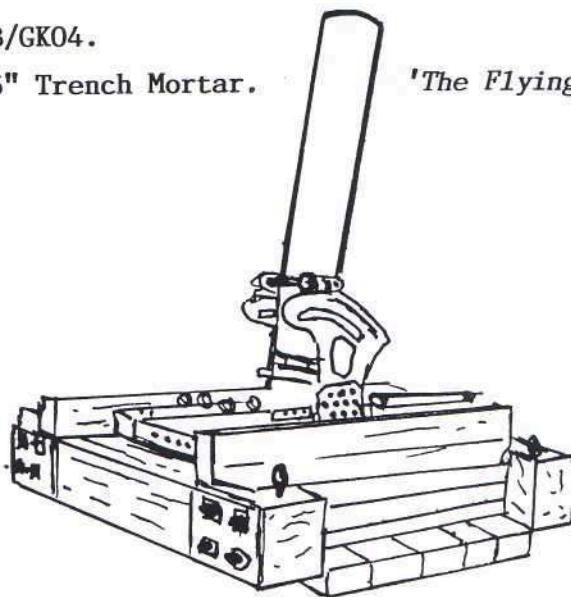
Each set is complete with a short history of the contents, and a certificate giving the series and individual set number.

Packaged in a foam-lined rigid box, and labelled in the traditional style, these sets are limited to 200 pieces 'World-wide'.

SMEB/GK04.

9.45" Trench Mortar.

'The Flying Pig'



The British 9.45 inch Mark 1 Mortar was evolved in June 1916, on the model of the French 240mm Mortar.

Drawings of the French Mortar were borrowed by the British Government in September 1915, and after only 8 months, the British version was introduced.


The Mark III Mortar, introduced in 1917 fired a 179lb bomb a maximum of 2265 yards (2070 metres).

The Mark I bomb, with a bursting charge of Ammonal or Amatol could demolish 10 yards (9 metres) of trench or produce a crater 10 feet deep by 30 feet diameter in compact earth (3 metres x 9 metres).

Scale Link 1914-1918 'GREAT WAR' Series

The LIGHT RAILWAYS of THE FIRST WORLD WAR Series

1:32 scale.




For PECO
0/16.5mm
Trackwork

SRL01. Hunslet 4-6-0T. 115 of these locomotives saw service between 1916 and 1918 on the WESTERN FRONT, under British, American and Canadian Control.

Our model has a RESIN BODY, with an ETCHED BRASS CHASSIS and correct-pattern STEEL-RIMMED WHEELS. LARGE FITTINGS are in WHITEMETAL, with SMALL PARTS made from LOST-WAX BRASS CASTINGS.

Two versions are available: SRL01/S without motor or gears (STATIC)
SRL01/P With PORTESCAP DRIVE (MOTORISED)



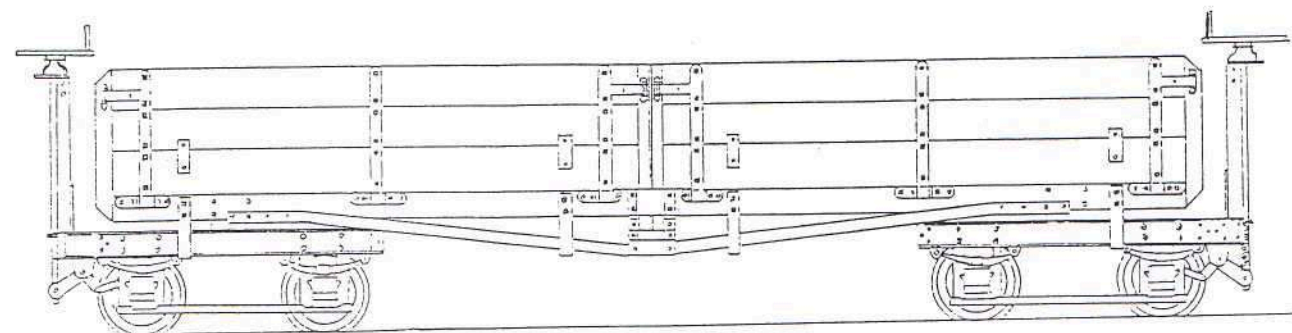
SRL03. Simplex 20hp 'OPEN' 950 of these Petrol-tractors were in service during the GREAT WAR, supported by 327 40hp versions.

Our model has a WHITEMETAL BODY and is produced in 2 versions:-
SRL03/S without motor--bogie but with wheels.
SRL03/P with 'Spud' power-unit.

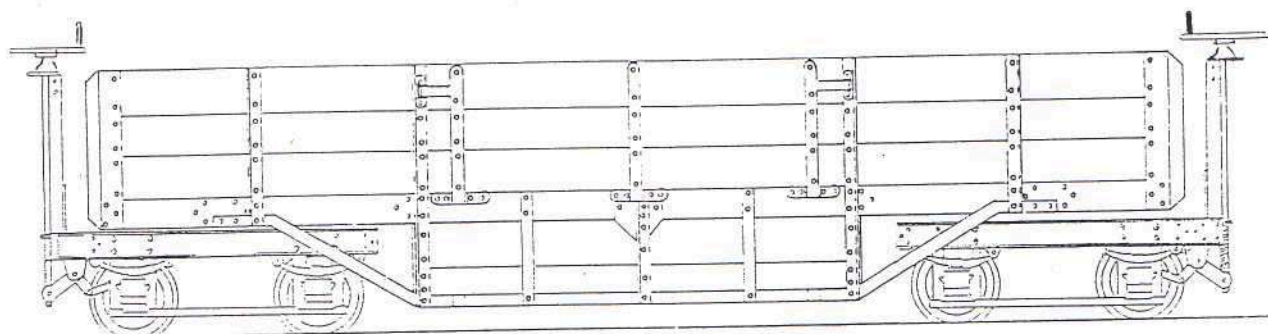
Scale Link 1914-1918 'GREAT WAR' Series

The LIGHT RAILWAYS of THE FIRST WORLD WAR by SCALE LINK LTD.

SRW01



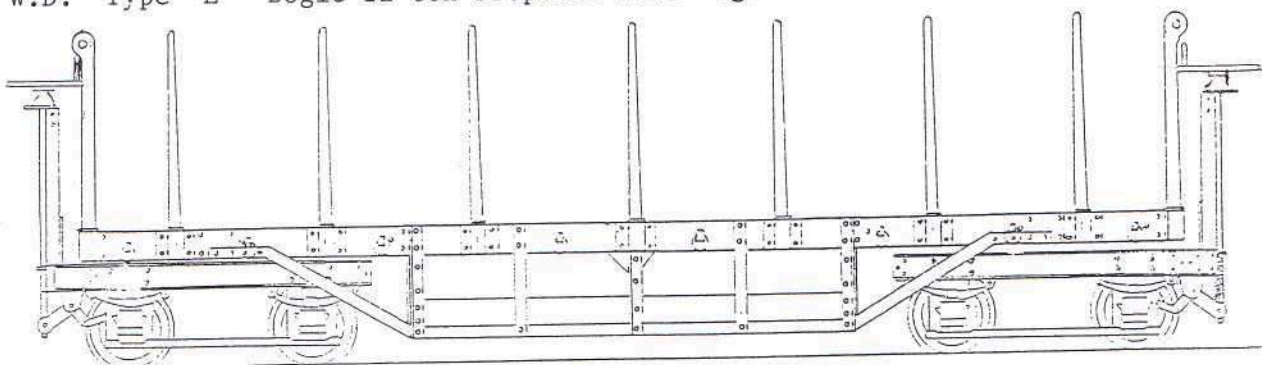
W.D. Type 'D' Bogie 12-ton Dropside Open Wagon.



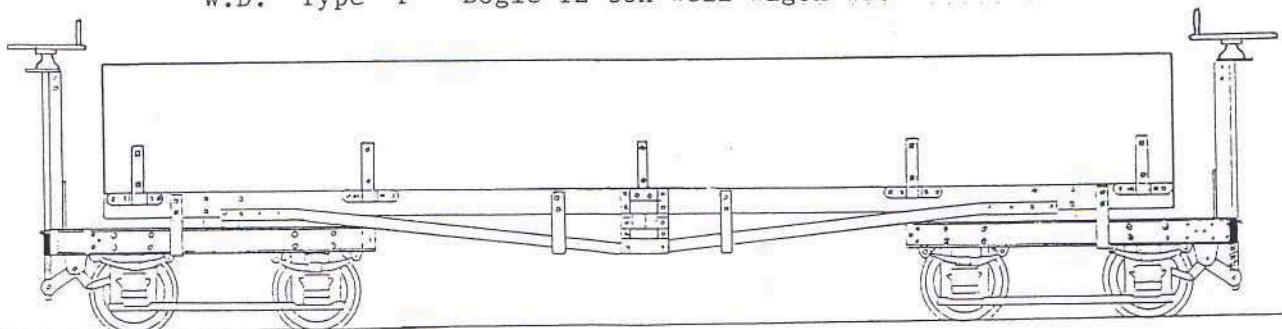
SRW02

W.D. Type 'E' Bogie 12-ton Dropside Well Wagon.

SRW03



W.D. Type 'F' Bogie 12-ton Well Wagon with Stanchions.

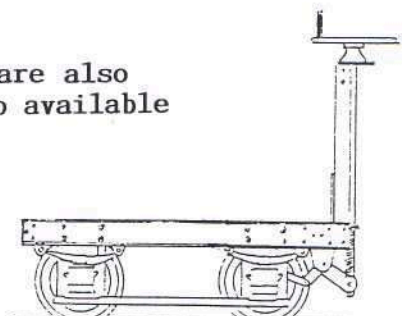


SRW04

W.D. Type 'H' Bogie 1500 gallon Tank Wagon.

Note: Wagons SRW01 - SRW04 are supplied WITH BOGIES. Bogies are also available separately as SRWB01. Wagon couplings are also available separately as SRWC01 (Pack of 4).

SRWB01 W.D. 4-wheel Wagon Bogie, with wheels (Pack of 2).



Scale Link 1914-1918 'GREAT WAR' Series

A study of War photographs will show most soldiers in very casual postures in most instances - only in Death does an awful variety manifest itself. Troops march to and from the Front, walk into Action (it's how fast you 'hit-the-deck' that counts) - standing, sitting, waiting, lifting, digging, carrying - these are the activities that we reflect.

All figures and equipment are whitmetal castings, some with etched brass detailing. and the figures are supplied with separate heads, arms and equipment unless stated otherwise.

Heads and arms are pre-mixed to give an overall realism and are SOLD ON THAT BASIS. For maximum variation and effect, heads and arms are interchangeable, and packs containing alternatives are sold separately.


Figures are produced with different leg positions, and this determines the models number. For example, SMB02 is Marching, Left foot forward, with a rifle slung over his right shoulder and wearing a soft-peaked cap. He also has FSMO (Full service marching order) equipment as detailed on page 10.

Certain figures, for example SMB01 - SMB05 are also available as Lewis Gunners, and here again, the model number determines the leg position. Suggested variations are shown later in the catalogue, but are NOT SUPPLIED AS SUCH. They are adaptations of standard figures.

These general principles apply to all our figures, irrespective of nationality, although obviously the equipment is particular to each army, and is supplied as such.

60 pdr Mk1 BL gun and carriage limber.

EB/GK1.



1121 hrs 11/11/1918.

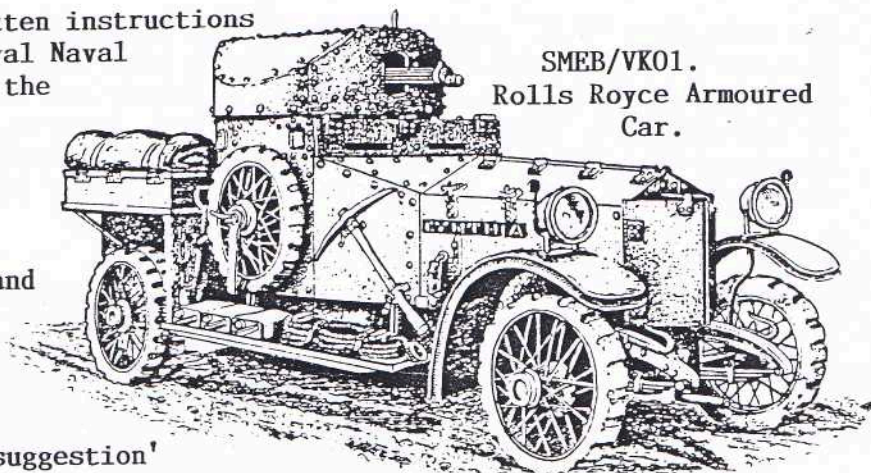
This gun of 5 inch calibre was designed to give the most powerful artillery support possible within the weight limitations imposed by what a team of horses could reasonably draw. The standard horse team was ten and the weight they pulled was 58cwt. The range of the gun was 10,300 yards. This gun first went to war with the B.E.F. in the summer of 1914 and then in many theatres of war including WW2. This superb kit is great 'diorama' material and is designed to display every stage of operation - barrel drawn back on its trail and hitched on the carriage limber - 'on the march'. The gun can be shown with the breech open or closed, or in the position of elevation or recoil. Six bag charges, fused shells, unfused shells, shell fuse caps, ram and sponge are all included - see the illustrations above. Comprehensive instructions and illustrations are also supplied. Horse teams are also available see SMBDH later in the catalogue.

Scale Link 1914-1918 'GREAT WAR' Series

British Army 1914-18


This kit contains comprehensive written instructions and illustrations, Transfers for Royal Naval Air Service, Army Western Front and the Middle East are provided. There are 164 cast whitmetal parts and 56 etched components. From 1920, there were a few external changes in style, but basically this vehicle soldiered on through many theatres and served in World War II. Although not visible here, the engine is also included.

'Crew members' can be produced by converting standard figures - see 'suggestion' page later in this catalogue.



SMEB/VK01.
Rolls Royce Armoured
Car.


Note: Illustrations are NOT all the same scale.



SMEB/VK02.
Douglas Model 'R'
2 $\frac{3}{4}$ hp Motorcycle
with rider.


The Douglas was light and reliable - a favourite with despatch riders.

Kit contains over 50 whitmetal or photo-etched parts.



SMEB/VK03.
Douglas Model
'R' with a
sidecar.


Kit has over 50 whitmetal or photo-etched parts.



SMEB/VK04 Vickers 'Clyno'

The 'Clyno' equipped the Machine-gun corps. The gun was dismounted from the sidecar and set up on their tripods for firing.

The sidecar could either carry the Machine Gun or 20 boxes of 'ammo'.



SMEB/VK05

The Dennis 3-ton W.O. Subsidy lorry was eventually to number over 7000 units in the service of the Army. Our kit has 133 cast whitmetal parts, etchings, lead sheet, transfers and detailed instructions. It even has the White & Poppe engine!

Scale Link 1914-1918 'GREAT WAR' Series


British Army 1914-18

SMEB/VK06 MkX 'G.S.' Wagon.

This kit requires SMBDH/PA Horses.

The ubiquitous 'G.S.' wagon criss-crossed from bases, depots & railheads over the entire British Sector to the Front - piled high with bales of hay for the mule lines at Avuley, spools of barbed wire, sand bags, duck-boards and timber for revetment of the trenches. In all weathers, on all conditions of road, on pave, corduroy roads, (half logs or old sleepers) they trudged and rumbled with loads of .303 ammo and Mills bombs, Bully-beef and hard-tack, Plum and Apple Jam - night and day supporting the troops.

Our kit has 69 castings plus etched details, transfers and written and illustrated instructions.



We are grateful for the assistance we received from the Army Transport Museum in BEVERLY Yorkshire.

SMEB/VK08 Mk1 'G.S.' Limbered Wagon.

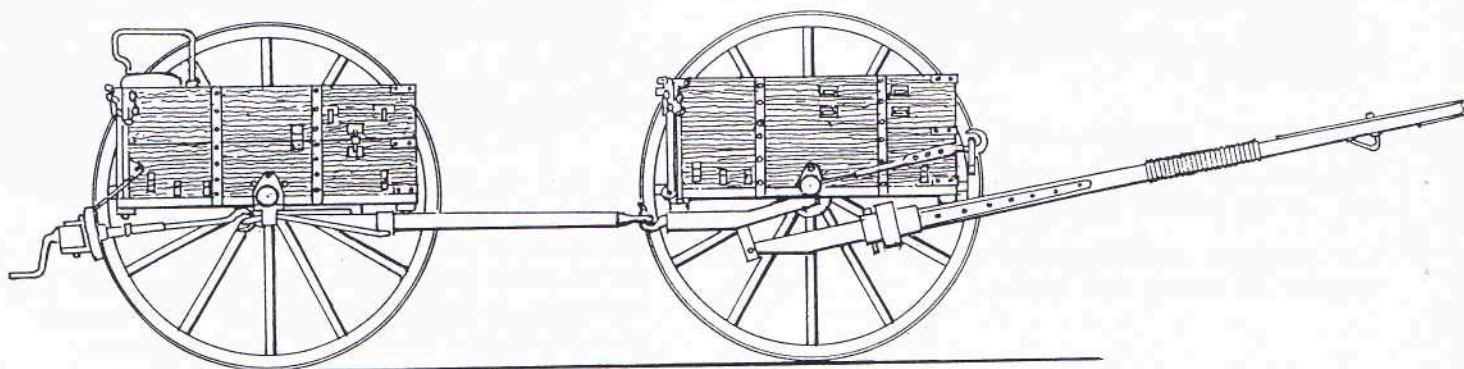
This kit requires SMBDH/PB1 or SMBDH/PB2 PLUS up to 4 extra pairs of lead horses from SMBDH/PC - SMBDH/PF2. See catalogue page illustrating horses available.

Once it became obvious that the mud of Passchendale was too much for a 'G.S.' wagon, even with 6 pairs of horses, the 'G.S.' Limbers came into their own. The increased articulation was far more suited to the shell-torn roads and tracks over which they were obliged to operate.

As with the 'G.S.' Wagons, they could be called on to carry virtually anything, although the very design effectively reduced the actual payload which the horses could handle.

The 'manpower' required for the 'G.S.' limber and its team of horses was a driver (SMB17b/G) plus a postillion rider for each pair of lead horses (SMB17 /G to SMB17e/G of your choice)

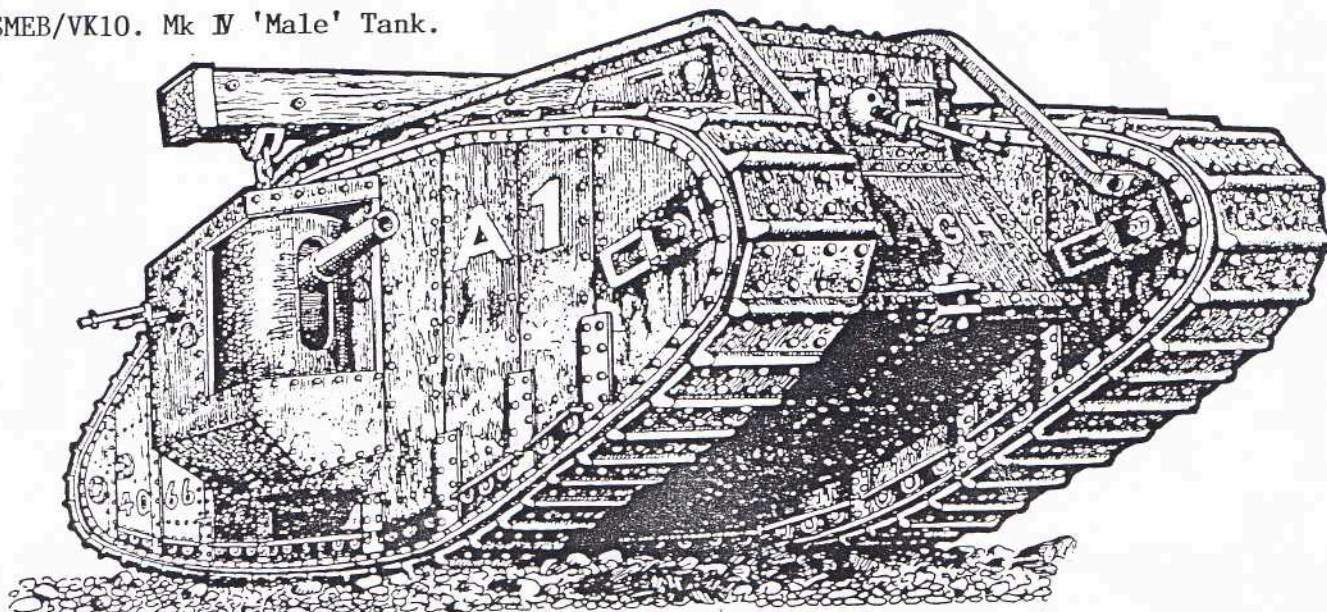
These two kits will add tremendous realism and atmosphere to your WW1 diorama.



Scale Link 1914-1918 'GREAT WAR' Series

British Army 1914-18

SMEB/VK10. Mk IV 'Male' Tank.



On the 1st July 1916, the whistles blew, and the 'NEW ARMY' went 'over the top', many to die on their own parapets in a hail of machine-gun fire on that first day of the Battle of the Somme.

On the 15th September 1916, the first tanks lumbered into action on the Somme Front - a piecemeal operation, but sufficient to strike terror into those Germans privileged to receive the first assault. On the 19th September 1916, Haig requested a further 1000 tanks be ordered by the War Office. Less than three months earlier, what a difference those few tanks would have made! - but it was not to be.

Due to early commitments on production, the majority of tanks produced were the Mk IV. The males were armed with 2x 6-pounder guns and either 3x Lewis Machine-guns or later 3x Hotchkiss. The female tank had smaller sponsons and was armed with machine-guns only - 5x Lewis or 5x Hotchkiss. The female outnumbered the male versions in service. SMB/VPO6. 'Female' Conversion kit.

This kit contains 2x sponsons, 3x Lewis guns, 3x Hotchkiss 'MG's, 2 bulkheads, 28 spuds, 3x sets of transfers with Serial numbers, Unit marks and Female tank names plus a set of instructions.

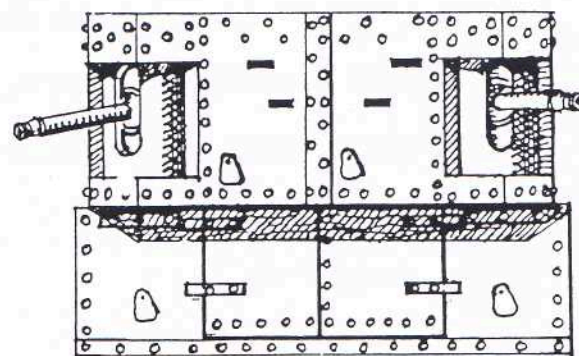
The MK IV weighed 28 tons, was 26' 5" long, 8' 2" High and was 13' 6" wide (Male) or 10' 6" wide (Female). Power was provided by a Daimler 6-cylinder 105 bhp at 1000 revs engine. The tracks were 20½" wide.

In total 2624 tanks saw war service: Mk I, Mk II & Mk III totalled 200, Mk IV = 1220, Mk V = 400, Mk V* = 579, Mk V** = 25, Medium Mk A Whippet = 200.

Plans were in hand for an armoured assault in 1919 using Anglo-American 37-ton Mk VIII tanks supported by hundreds of Mk IX transport/troop carriers, with massive air support, but it was not to be.

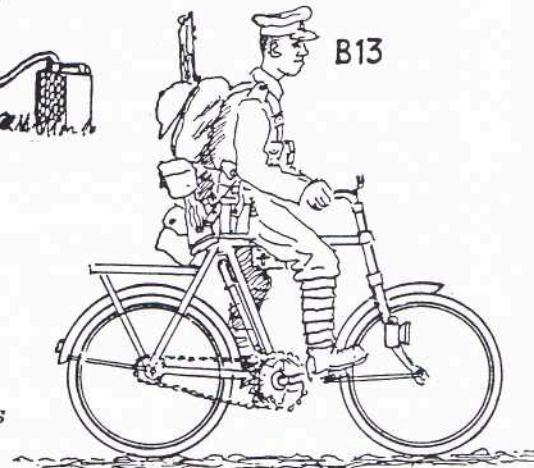
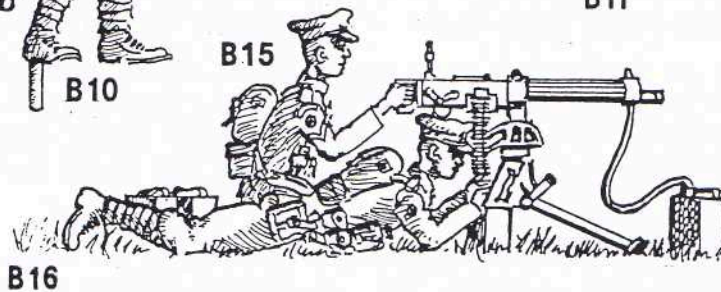
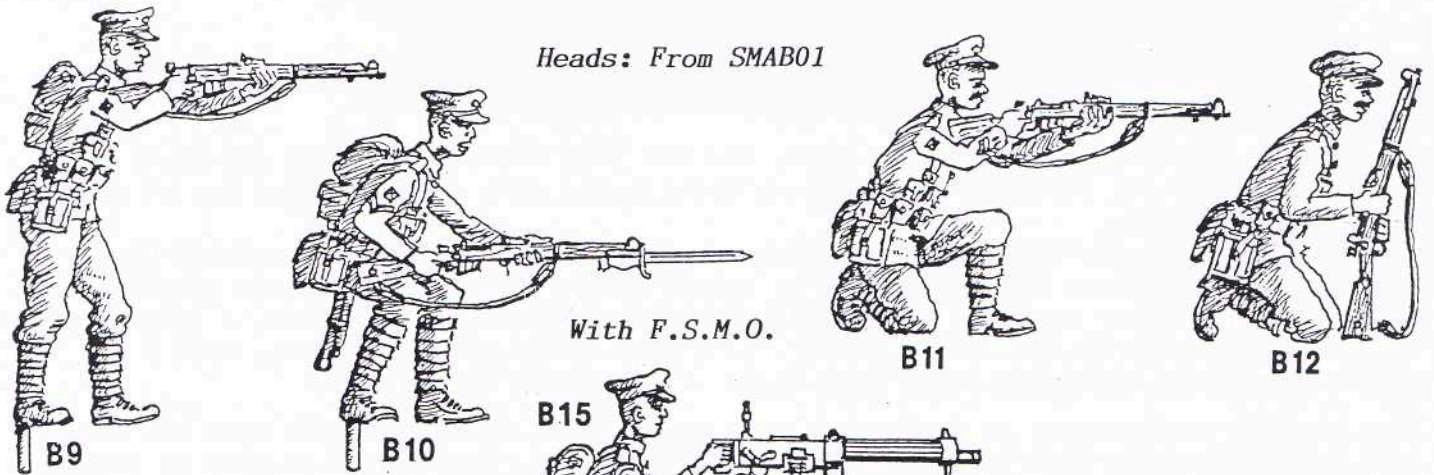
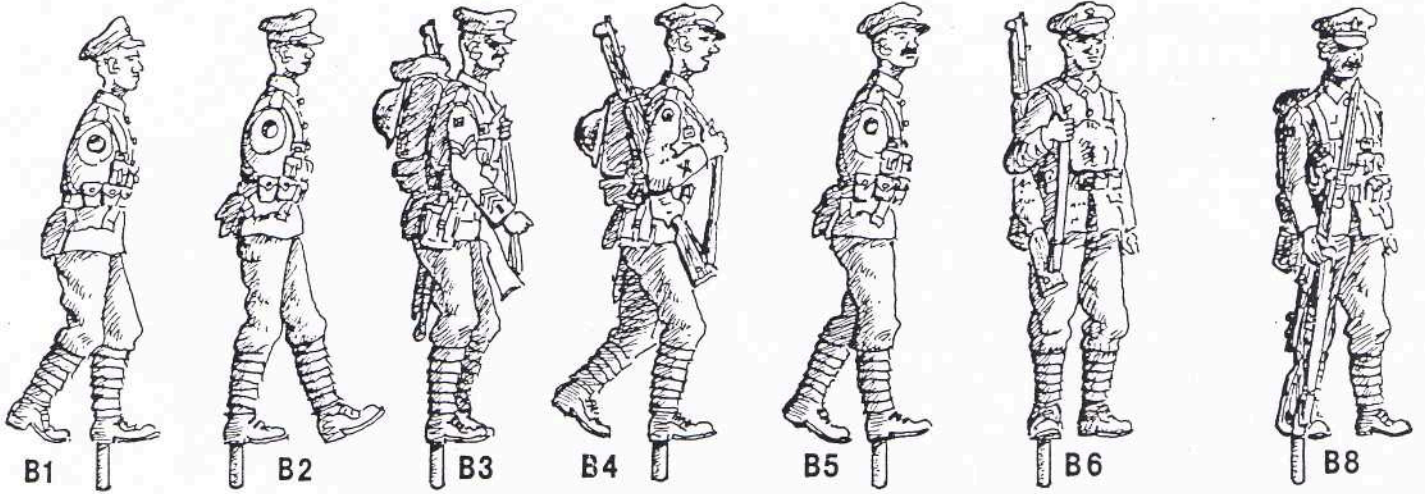
We have been greatly aided by the TANK MUSEUM, Bovington Camp, Dorset, and particularly by the unstinting help of David Fletcher the Librarian and author of many books on the subject. A visit is well worth while.

We recommend the use of 5-minute epoxy resins or Viscous Super-Glue or Lo-melt solder for the assembly of this model.



Scale Link 1914-1918 'GREAT WAR' Series

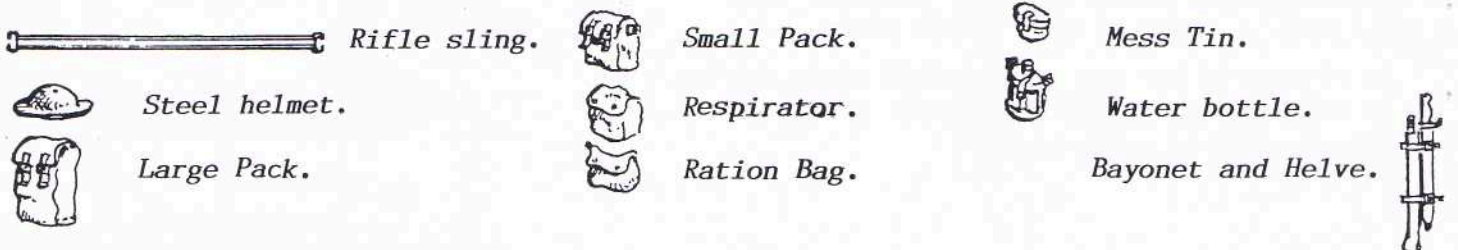
British Army 1914-18



Arms: B1, B2, B3, B4, B5, B6 and B8 have rifles slung over the left or right shoulder with the opposite arm swinging as shown on figures B3 and B4 above. B8 has an extra arm for the 'at ease' position.

There are 3 different leg positions available for the cyclists. B13, B13A, B13B.

British FSMO supplied with each figure contains:-



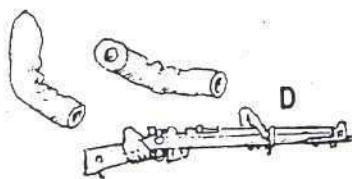
Scale Link 1914-1918 'GREAT WAR' Series

British Army 1914-18

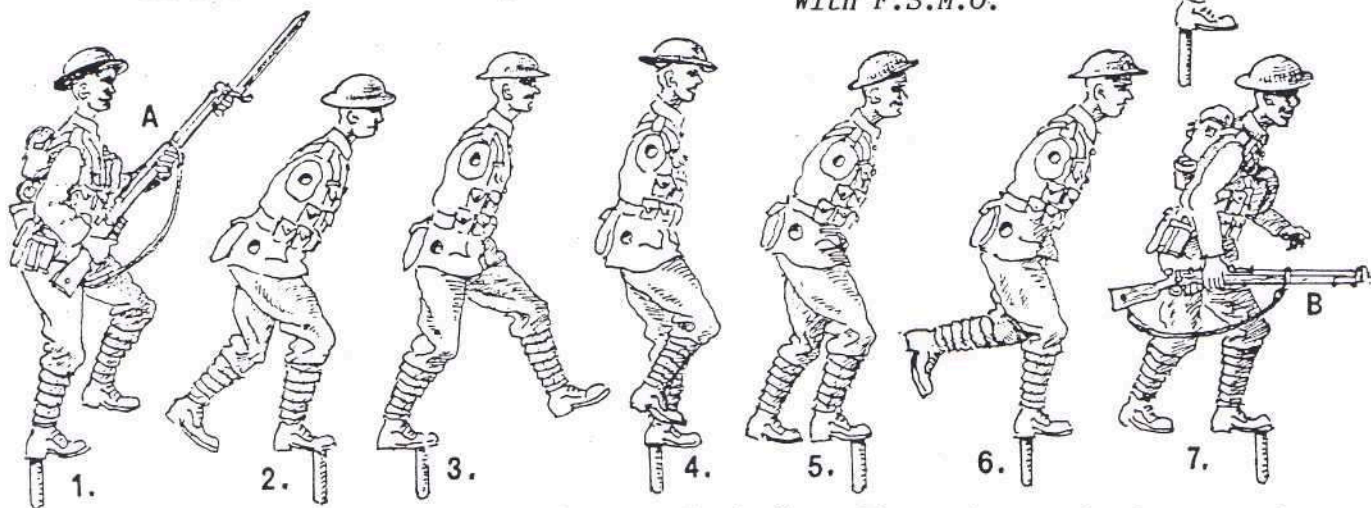
B14. - Action set, figures 1-8

Heads: From SMAB03

Arms: A pair of arms of type A, B, C or D, as shown on the drawings.



With F.S.M.O.




NOTE: Individual figures cannot be specified. We will supply single figures of our choice only. A set will have 8 different figures.

B1 Lg - B5 Lg Lewis Gunners. These figures are supplied with the same torsos as B1 - B5.



B2 Lg



B9

B9 Converted to a Lewis Gunner with arms from SMAB18 and a head from SMAB03.



B16 Lg

B16 Lg as supplied.


Heads: From SMAB01 (Figures B1Lg - B5Lg and SMB16Lg)

Arms: As shown on SMB02Lg or with right arm carrying and left arm swinging.

The Lewis Gun is supplied separate to the arm, not attached. With F.S.M.O.

Scale Link 1914-1918 'GREAT WAR' Series

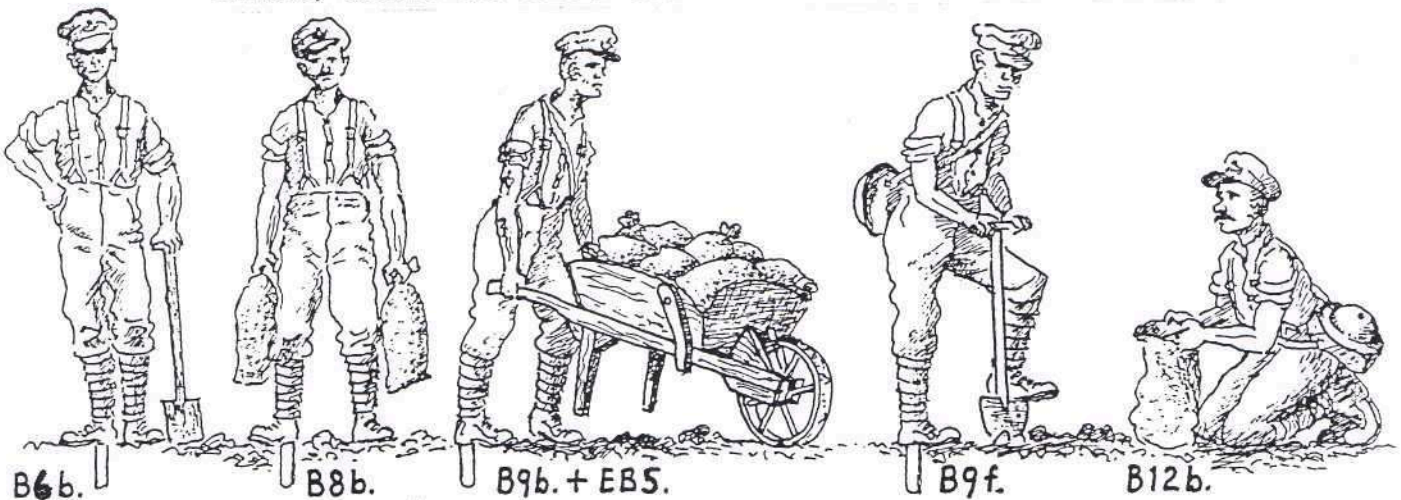
British Army 1914-18



SMB01A - SMB06A. Figures in Light Kit, without F.S.M.O. with arms and kit shown above.
Heads: From SMAB01

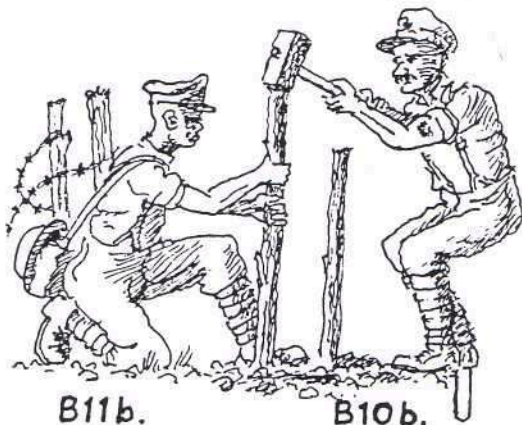
Suitable for R.A.M.C (Field Hospitals) R.A.S.C. (Supply depots) R.A.O.C. (Munitions)
P.O.W's (Under armed guard) L.R.O.C. (Narrow-gauge railway operatives)

SMB01B, SMB02B and SMB04B are also available (Not illustrated here)



SMB06B, SMB08B - SMB12B, SMB09F PIONEERS.

Heads: SMAB01. Arms: As shown but without sacks or tools except SMB09F.



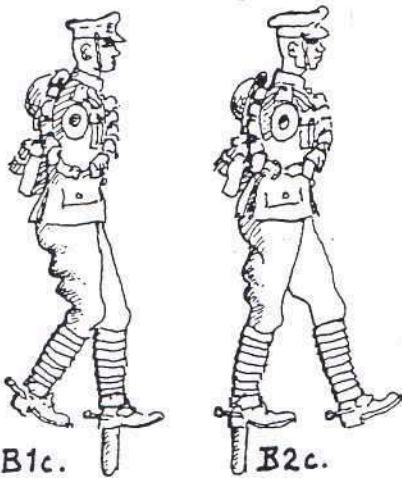
This 'fatigue' group of shirt-sleeved figures has many applications, for it must be debatable how a soldier spent most of his time - digging & lifting - hammering posts and laying barbed-wire or just humping shells and 'ammo'. When not occupied they were being shelled, soaked to the skin or freezing cold. They called themselves the P.B.I - Simply 'Poor Bloody Infantry'

At the start of the war, the B.E.F. called many Boer War veterans back to the Colours, and a hard-bitten lot they were!

See the equipment section for tools, barrows, etc.

Scale Link 1914-1918 'GREAT WAR' Series

British Army 1914-18



B1c.


B2c.



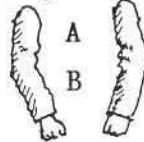
B4c.

Heads: SMAB01.

Arms: As shown.



Leading a horse.




SMB01C, SMB02C, SMB04C. (A)
SMB06C, SMB08C. (B)

Dismounted troopers walking, standing or leading horses.

Marching or Walking gunners but remove the spurs!

Supplied with respirator bag steel helmet and pouches.

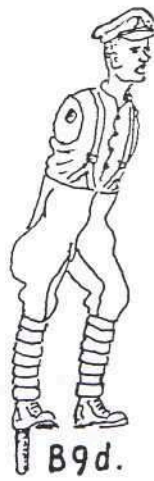
SMB06C, SMB08C not illustrated - see B6, B8.



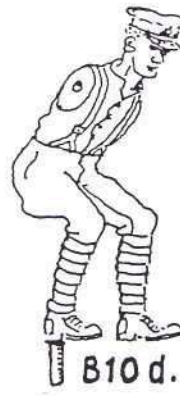
Heads:
SMAB01

B6d.

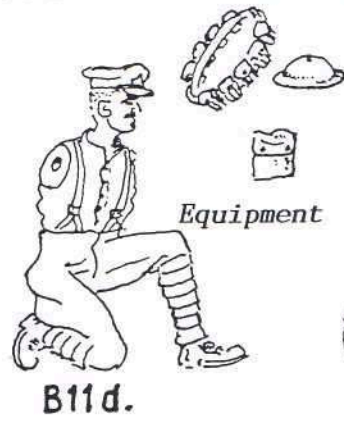
B8d.



B9d.

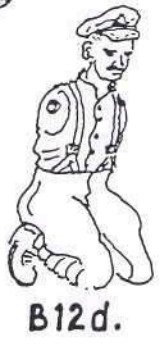


B10d.



B11d.

Equipment



B12d.

SMB06D, SMB08D - SMB12D. Shirt-sleeved gunners

With arms
1.9.11.12

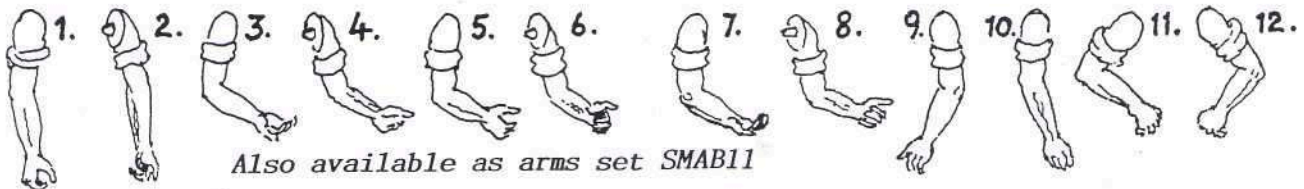
With arms
1.2.11.12

With arms
3.4.7.8


With arms
1.2.3.4

With arms
3.4.7.8

With arms
1.2.3.4



Also available as arms set SMAB11



B9e.

With arms
shown and
a spade.


These gunners have been produced to compliment the kit SMEB/GK01 (60-pounder gun) and the kit SMEB/GK04 (trench-mortar) plus other guns.

The arms are supplied as shown above and can be used for 'fusing' holding or lifting shells or charges, with picks or shovels, or any other labouring tasks.

The 'd' figures can also be used as Flying Corps support crew, holding lifting or changing a wheel! See page 17.

Scale Link 1914-1918 'GREAT WAR' Series

British Army 1914-18 Highlanders



Heads from SMAB04

With F. S. M. O.

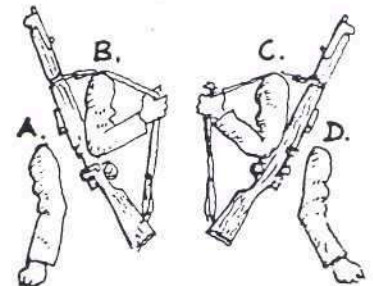
*Officer with kit
shown on Page 16*



PARADE FIGURES BELOW



*Arms with ALL figures except
BH07, BH09, BH10, BH11.*



*Figures are supplied with
arms A & B OR C & D only.*

*PIPERS ONLY ALSO HAVE HEADS
FROM SMAB03 and SMAB05.*

Scale Link 1914-1918 'GREAT WAR' Series

British Army 1914-18 Highlanders

BH12.

BH13.



Heads: SMAB04

With F. S. M. O.


BH12. No 1 Vickers Gunner. (Gun not included).

BH13. No 2 Vickers Gunner.

NOTE. In the illustration above, the heads have been changed to SMAB03 tin helmets.



BH13A. Lying in Regulation Prone Firing Position, with an S.M.L.E.



BH13LG. Almost in Regulation Prone Firing Position, with a Lewis Gun.

NOTE. In the illustration above, the head has been changed to SMAB03.

The Highland Infantry figures may all have the heads changed to 'Glengarries' or 'Tin-hats' by purchasing SMAB03 or SMAB05. We only supply the figures with SMAB04 (except BH10 and BH10P as stated on the previous page).

All the British Infantry Arms sets may be used with the Highlanders, as appropriate. For example, BH6 can be converted to a Lewis gunner with arms set SMAB18 (firing) or SMEB03 (standing). The seated figure BH14 can have any of the arms in SMAB17.

SCOTTISH 'LOWLAND' REGIMENTS.

To produce a 'Lowland' Infantryman similar to our illustration, all that is required is the purchase of a set of SMAB05 heads and the figure of your choice from the series B1A to B6A (light kit) or B1 to B16 (with F. S. M. O.).

As an alternative, use SMAB04.



As a general principle, Lowland Regiments wore standard British Army dress, while the head-gear could be the 'Tam O'Shanter', a 'Glengarry' or a 'Tin-hat'. In the latter case, only the unit insignia distinguished them from any other British unit.



BH14.

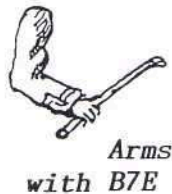
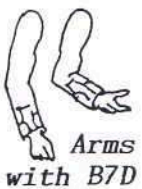

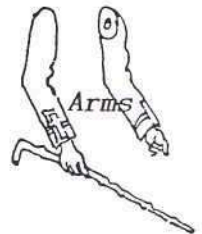
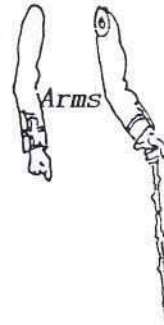
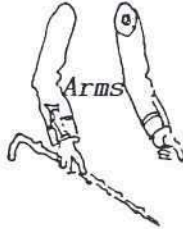
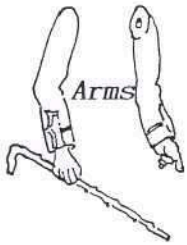

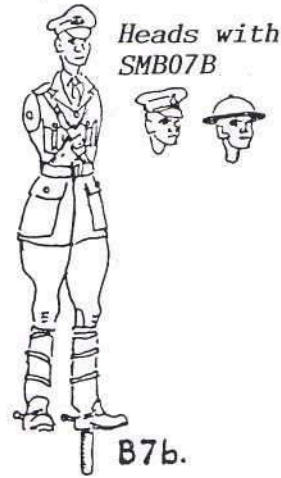
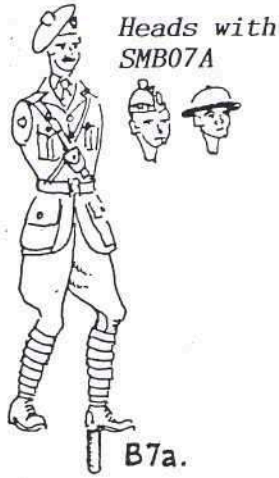
BH14. Seated 'At ease'

NOTE. In the illustration above, the head has been changed to SMAB05.

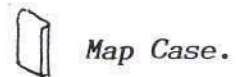

Scale Link 1914-1918 'GREAT WAR' Series

Officer Figures

British Army 1914-18



B7h.



Equipment for
Officers except
B7D and B7E.

-  Steel helmet.
-  Respirator Bag.
-  Binocular Case.
-  Water Bottle.
-  Revolver Holster.

Scale Link 1914-1918 'GREAT WAR' Series

British Army 1914-18

'Royal Flying Corps' Figures. See 'd' series also.



B7i Pilot
in 'open'
Flying Coat




B7j Pilot in
Flying Suit



B7k Observer
in Heavy Flying Coat


These figures do not have separate heads and arms. They are one-piece castings.



B7p Officer in
Flap-over tunic



B8d/e Mechanic
with toolbox &
spanner.




B8e Sergeant
with clip-
board.

These figures do not have separate heads. One arm may be attached already

'Military Policemen'

B17f.
Lord of all
he surveys -
Point duty
here -



B13c.

B13c.
Taking notes - or
on point duty.

Figure with arms
for both duties.

Kit has 2 heads,
SMAB01 or SMAB15
'goggles-up'


With steel helmet
and respirator.

Scale Link 1914-1918 'GREAT WAR' Series

British Army 1914-18

'Mounted Figures'

B17
Riding
Upright



These illustrations are intended to show positions only. Read instructions below before ordering.

AS CAVALRY FIGURES ONLY

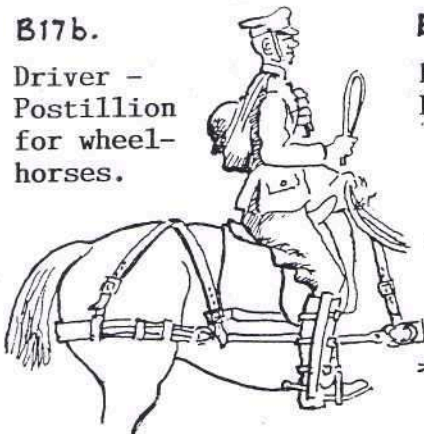
SMB17 /C. SMB17a/C. SMB17c/C. SMB17d/C. SMB17e/C.

Kit contains figure, steel helmet, Respirator, Double bandolier, Water bottle,

Head: SMAB01. Arms: 2 pairs no whips.

NOTE: Equipment is supplied with the horse if not listed above.

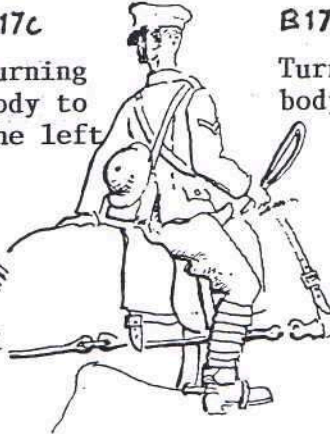
B17b.
Driver -
Postillion
for wheel-
horses.



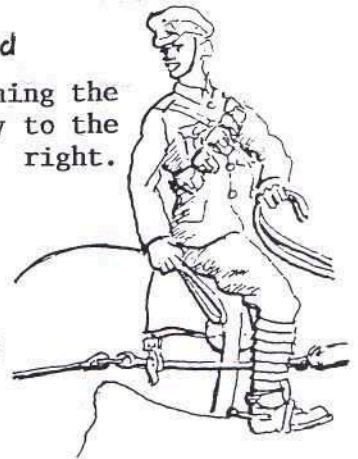
B17a
Riding
Relaxed



B17c
Turning
body to
the left



B17d
Turning the
body to the
right.



AS GUNNER or TRANSPORT FIGURES ONLY

SMB17 /G. SMB17a/G. SMB17b/G. SMB17c/G. SMB17d/G. SMB17e/G.

Kit contains figure, steel helmet, Respirator, Double Bandolier, Water Bottle.

Head: SMAB01. Arms: 2 pairs with whips.


NOTE: Equipment is supplied with the horse if not listed above.

WHEN ORDERING FROM THE ABOVE.

1. Select the Riders position. E.G. SMB17d
2. Select the type - Cavalry (C) or Gunner (G).
3. Add the letter as a suffix E.G. SMB17d/G.

This will ensure you have the right figure & the right type.


B17e
Leaning forward.



Scale Link 1914-1918 'GREAT WAR' Series


British Army 1914-18

B18.
Driver for
SMEB/VK02
SMEB/VK03



With steel helmet
and respirator.

B18a.
Driver for SMEB/VK04



B18b.
Passenger for
SMEB/VK04

Despatch Rider or Military Police.
Heads: 1 Goggles up - 1 Goggles Down.

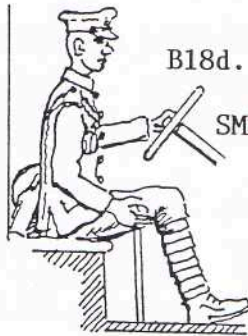
Clyno driver & passenger with F.S.M.O.

B18c.
Use as
B18b.

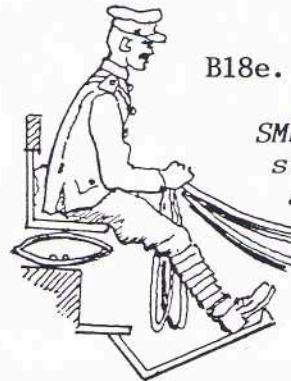


With
F.S.M.O.

B18d. Driver
for
SMEB/VK05.




B18e. Driver for SMEB/VK06



SMB18d & SMB18e have a
steel helmet, bandolier
and respirator.

Heads with B18d, B18e, B18f, B18g - SMAB01.
Arms with B18, B18a, B18d, B18e. - 1 Pair.




B18f.

Relaxing, with a woodbine
and a mug of 'char'.

B18g.


Kit as
SMB18d.



Alternative driver or
passenger for SMEB/VK05
Wearing a leather jerkin.

B18h.
Use as
B18.

With F.S.M.O.




B70.

Alternative driver for SMEB/VK02,
SMEB/VK03. Seated Officer.


B18i 'The Spud Basher'

With bucket, box, sack
of 'spuds' and 'knife-
clasp' - soldiers for
the use of.



B18j 'Private Tickner'

Toasts his bread
over a brazier, while he
relaxes after his
stint at the 'spuds'



Scale Link 1914-1918 'GREAT WAR' Series

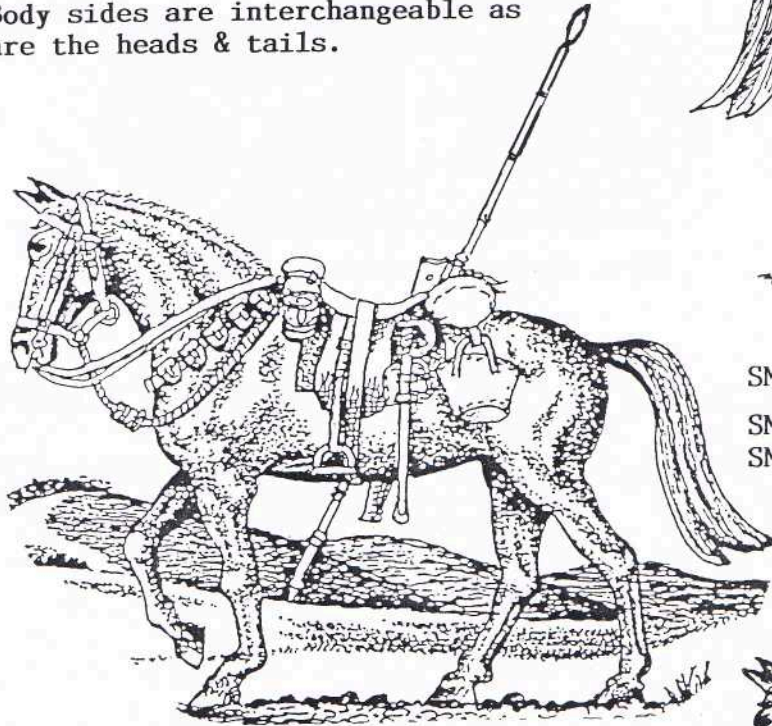
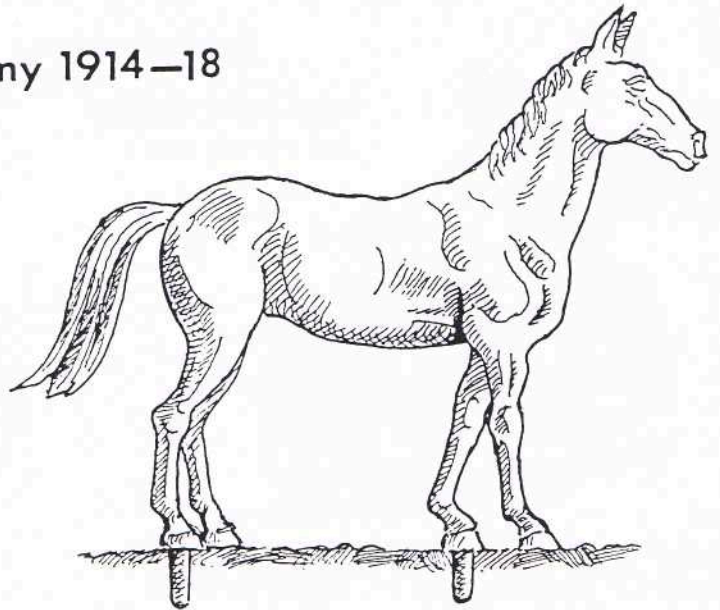
British Army 1914-18

SMH01 - SMH08. Horses without harness.

SMH01 - SMH02 are standing.

SMH03 - SMH08 are walking.

Body sides are interchangeable as are the heads & tails.



SMBCH01 - SMBCH05. Cavalry Horses.

SMBCH01 - SMBCH02 are standing.

SMBCH03 - SMBCH05 are walking.

Each horse is supplied in a box with - Saddle, GHH2 etchings, Lance, Feed bag, Rifle and Boot, Sabre and Shoe Bag, Saddle bags & cape, Leather Bucket, Bedding-roll, Tethering rope and Instruction sheet.

SMBDH/PA. 'Pair in Hand' Wheel horses.


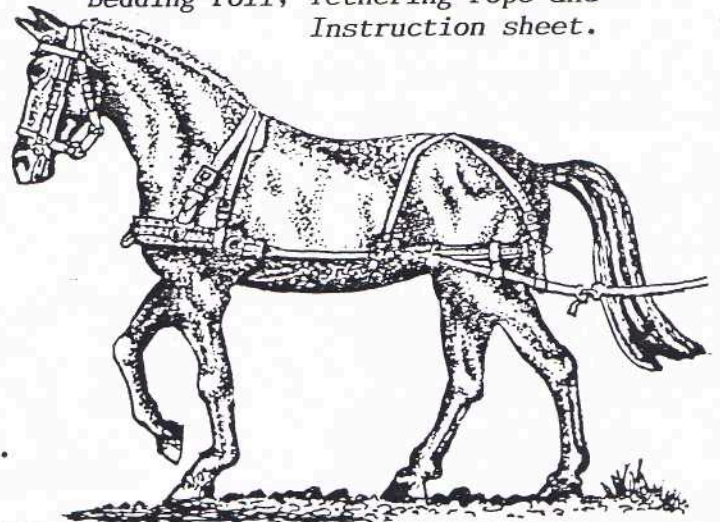
Two wheel horses for 'G.S. Wagon, Ambulance, Pigeon Loft etc.

Two horses in a box with - GHH2 etchings, 8 traces, Fine chain and instructions.

SMBDH/PB1, SMBDH/PB2, SMBDH/PC, SMBDH/PD, SMBDH/PE, SMBDH/PF1, SMBDH/PF2.

For the 60-pounder SMEB/GK01 or heavy haulage.


Two horses in a box with - GHH2 etchings, Fine chain, 8 traces, 1 saddle and instructions.



Scale Link 1914-1918 'GREAT WAR' Series

British Army 1914-18

'AB'-series Head and Arm Sets. 'AH'-series Head Sets. 8 Heads or 12 Arms unless shown.




AB1.
Soft Peak




AB2.
Stiff Peak



AB3.
Steel helmet



AB4.
Tam O'Shanter



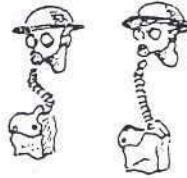
AB5.
Glengarry



AB6.
Sun helmet



AB7.
Slouch hat



AB12.
Steel + respirator



AB13.
Forage cap



AB15.
Goggles up / down



AH1.
Bare Heads (a)



AH2.
Bare Heads (b)



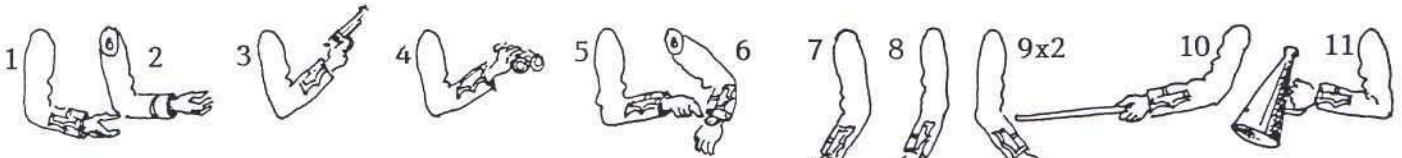
AH3.
Bare Heads (c)



AH7.
Bare Heads (d)

Bare Heads

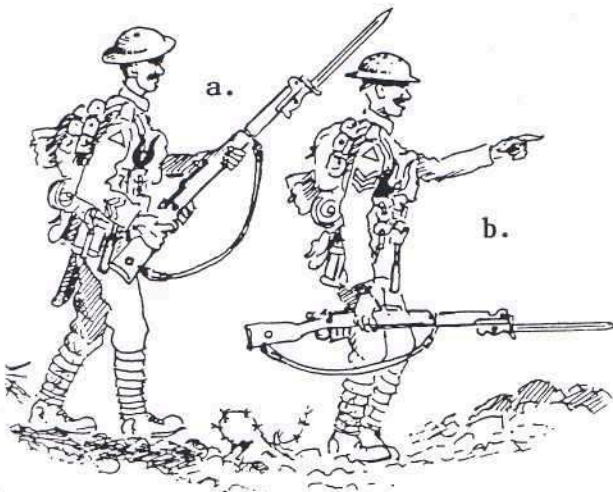
- a. Original Set
- b. Veterans
- c. Negroid
- d. New Set



AB8. Officer's arms (B7 -B7h)

By removing the cuff badge, these arms may be used with any figure. File a crease or two around the cuff to take the stiffness out.

Arm No.7 is unlikely to be suitable for a 'private'

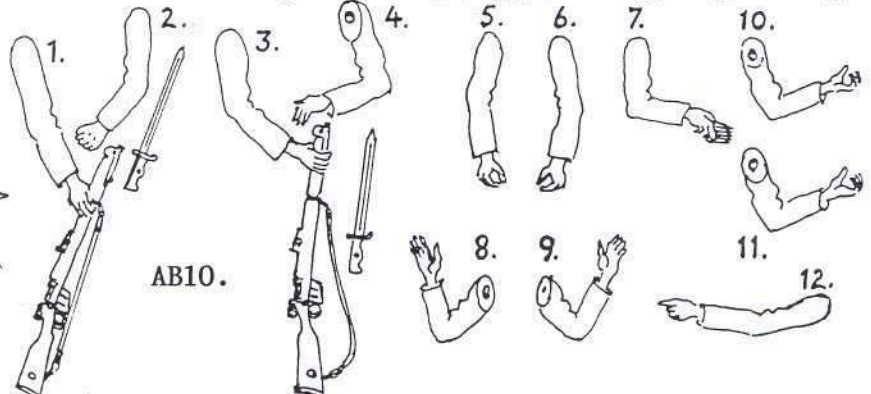


AB9.

Arms for advancing Infantry.
4 pairs at the 'port' (a).
2 pairs at the 'trail' (b).

AB10. Pair of arms with rifle & bayonet 'at ease'
Pair of arms with rifle & bayonet 'easy'
Pair of arms 'carrying'

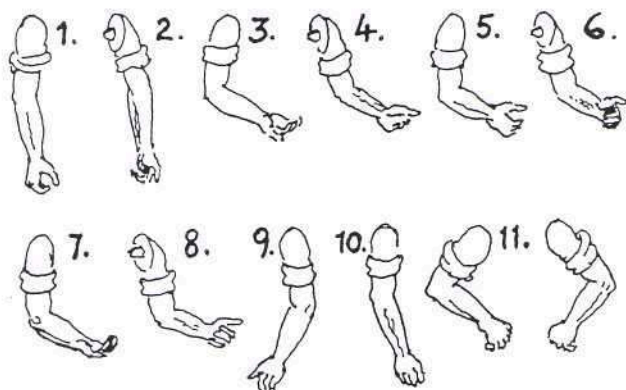
Arm holding x 2, loading, pointing, signalling x 2



AB10.

Scale Link 1914-1918 'GREAT WAR' Series

British Army 1914-18



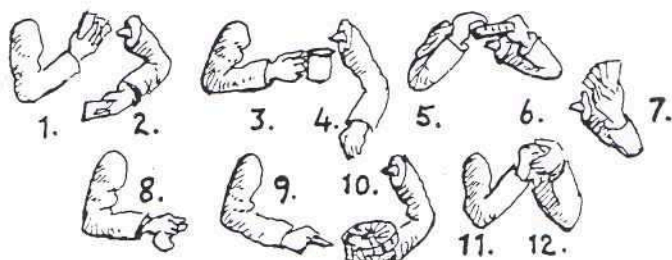
AB11. Shirt-sleeved arms.

- 1 & 2. Pair 'carrying' or wheeling a barrow.
- 3 & 4. Pair 'holding or lifting'
- 5 & 6. Pair 'holding or lifting'
- 7 & 8. Pair 'holding or lifting'
- 9 & 10. Pair 'leaning-on or steadying a bike'
- 11 & 12. Pair 'digging or opening a box'

Or whatever other uses you may find!

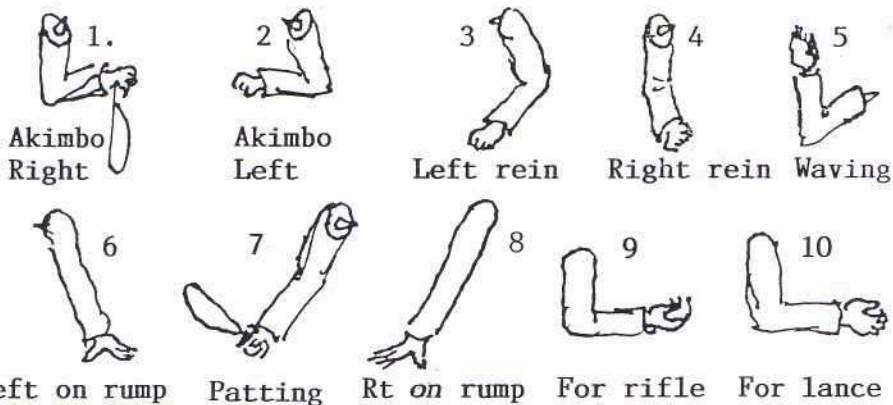
AB17. Arms with leisure activities?

- 1 & 2. Pair playing cards (brag?)
- 3 & 4. Pair with a mug and a cigarette.
- 5 & 6. Pair playing a harmonica.
- 7 & 8. Arm with a duster or handkerchief.
- 9 & 10. Pair loading a magazine.
- 11 & 12. Pair clasped or washing.



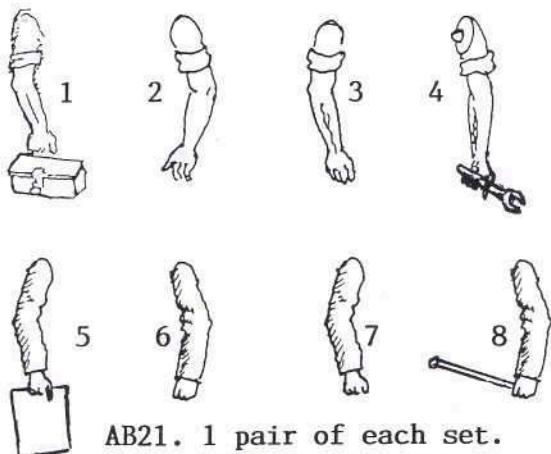
AB18. Firing Lewis Guns

3 pairs of arms, plus bipods, magazines, pouches, slings, revolvers in holsters.



AB19. Arms for mounted figures.

Pack contains 3x No 3 plus 1 of each of the other arms



AB21. 1 pair of each set.
1+2. 3+4 5+6 7+8



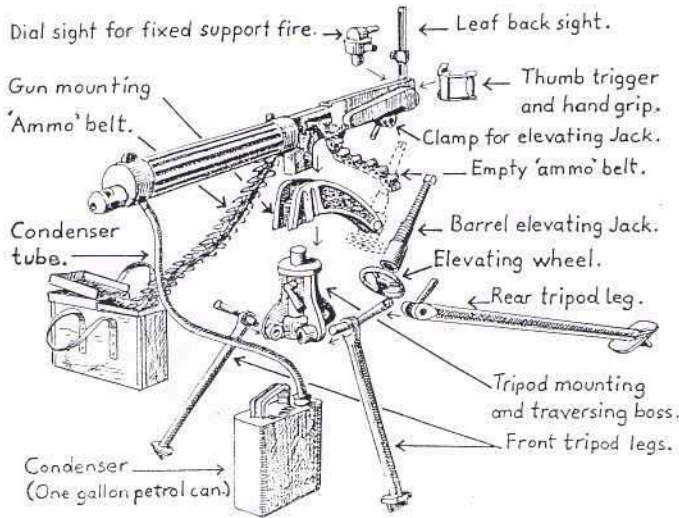
AB22. Firing S.M. Lee Enfield rifle.

6 pairs of arms with rifles.

Further head and arm sets are being developed for future release.

Scale Link 1914-1918 'GREAT WAR' Series

British Army 1914-18



EB1. .303 Vickers Machine Gun & accessories

This kit contains the machine-gun, tripod, Condenser, 3x Ammunition boxes and a photo-etched ammunition belt.

Complimentary figures are B15 with B16 as standard infantry or BH12 with BH13 for Highlanders.

This piece of equipment is also supplied with the Clyno motor-cycle set, or may be mounted on the bed of a lorry (SMEB/VK05)

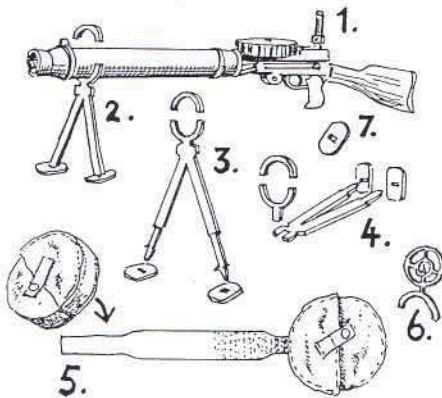
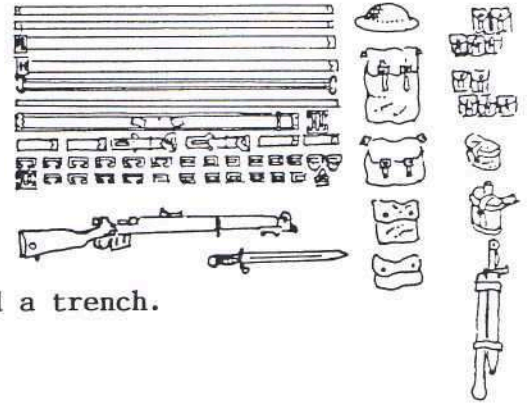
An essential piece of armament.

EB2. Photo-etched webbing and buckles set, with FSMO.

The items shown above the .303 SMLE are as follows:-

From top to bottom - 2x valise straps, 2x shoulder straps, 1x rifle sling, 1x valise strap (spare), 1x Webb belt & buckle, 4x webb rear of belt attachments, 2x front Webb extensions plus a selection of buckles.

Ideal for the diorama - hanging from a hedge, or around a trench.

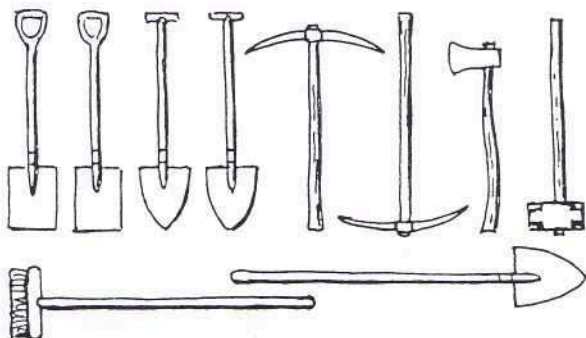


EB3. .303 Lewis guns x 2 plus accessories.

This kit contains 2x Lewis Gun, 4x Lewis drum pouches, 6x Lewis drum magazines, 2x Photo-etched frets.

The etched frets contain:-


1. Leaf-type back sight.
2. Bipod stand in the 'open' position.
3. Bipod stand in the 'open-extended' position.
4. Bipod stand in the 'closed' position.
5. Canvas sling.
6. Anti-aircraft 'Ring' sight.
7. Bipod 'feet'



EB4. 'Pioneer tool set'

This pack contains:-

- 2x spades.
- 2x shovels,
- 2x pick-axes,
- 1x Axe.
- 1x Sledgehammer.
- 1x Broom.
- 1x Long-handle spade.



EB5.

Army-issue Wheelbarrow (Empty)

Scale Link 1914-1918 'GREAT WAR' Series


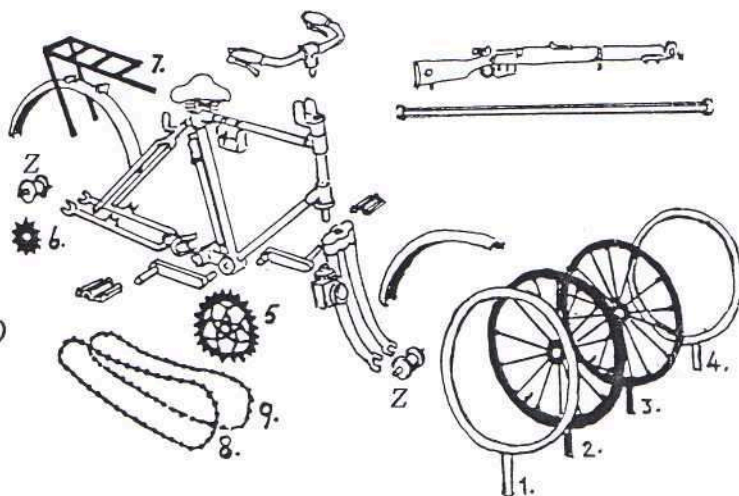
British Army 1914-18

EB6. Army-issue bicycle.
Favoured by the 'Post Corporal'

Kit contains 15 castings plus 9 photo-etched parts. A rifle and sling are also included.

Each wheel comprises the following:-
Half-tyre castings (1&4)
Hub (Z)
Photo-etched rim and spokes (2&3)

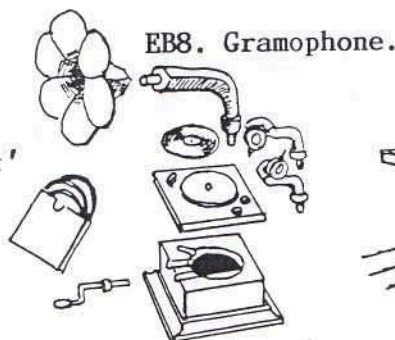
Parts 2, 3, 5, 6, 7, 8, 9, are all produced as photo-etched components.



EB7. Barbed-wire cutters & spools.
Essential equipment at the 'Front'


Pack contains 2 cutters and 8 spools.

See SL32F01 for barbed-wire.




EB8. Gramophone.

Cast gramophone with etched-brass 'records and sleeve'.



EB9. Folding chairs.

Set of 4 chairs.



EB10. Dug-out details.

Pack contains Rum jar, Tankard, Mess tin, Very-light pistol, Pint mug, Candle-holder & candle, Field telephone.




EB11. .303 Lee Enfield rifles bayonets, and photo-etched slings. Pack of 8 sets as shown above.

Many of the products shown on this page will add 'atmosphere' to your diorama.

Stuck into the ground, bayonet first and S.M.L.E. would mark a fallen 'Pal'.



EB12. .303 M/Gun Belt Ammo
Boxes x 8.




EB13. Petrol cans.
Pack of 8

Ideal loads for a 'G.S' wagon, the Dennis lorry, or a narrow-gauge railway wagon! Or just as you want them.


Scale Link 1914-1918 'GREAT WAR' Series

British Army 1914-18




EB15. .303 Ammunition Boxes. Pack of 8 with etched fret.

EB16. Mills Grenade Boxes x 8. Plus lids & 30 grenades



'Diorama' and 'Trench' detailing items. Many suitable as lorry and wagon loads, both horse drawn and railway wagons.



EB18. Bucket, Paraffin cans x 2, Funnel, Oil-can and a Water-jug.

EB19. Boots etc.



4 pairs 'Ammunition' boots.




3 pairs 'Wellington' boots.

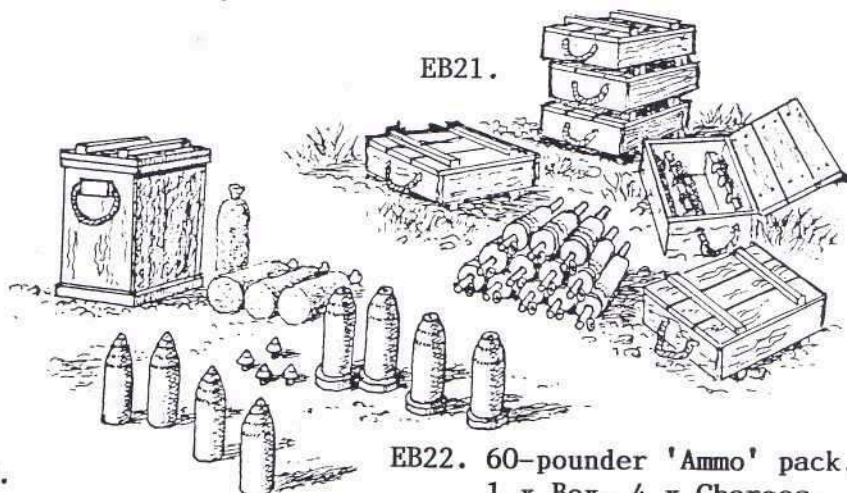


1 pair 'Leggings'.

EB20. 3inch Stokes Mortar Set. Mortar x 1. Ammunition box x 1. 3inch Mortar Bombs x 4.




EB21. 3inch Mortar 'Ammo' Set. Contains 12 x Bombs and 6 x 'ammo' boxes & lids plus 6 pairs of 'rope' handles.




EB22. 60-pounder 'Ammo' pack. 1 x Box, 4 x Charges, 4 each Fuses, Fused & Unfused shells.

BARR and STROUD

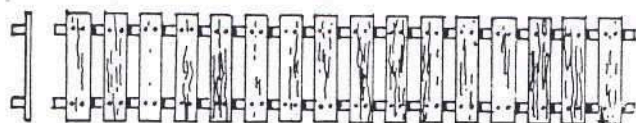


ZEISS




EB14. Barr and Stroud plus Zeiss Range-finder with tripod. (Figures NOT included) Shown with B15 and B7b respectively.

EB17. 'Duck' Boards x 2. 8ft x 1ft 6ins (2.44m x .456m)

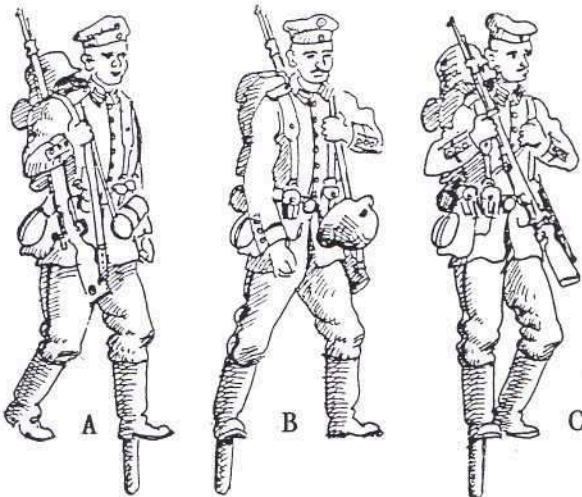


Scale Link 1914-1918 'GREAT WAR' Series

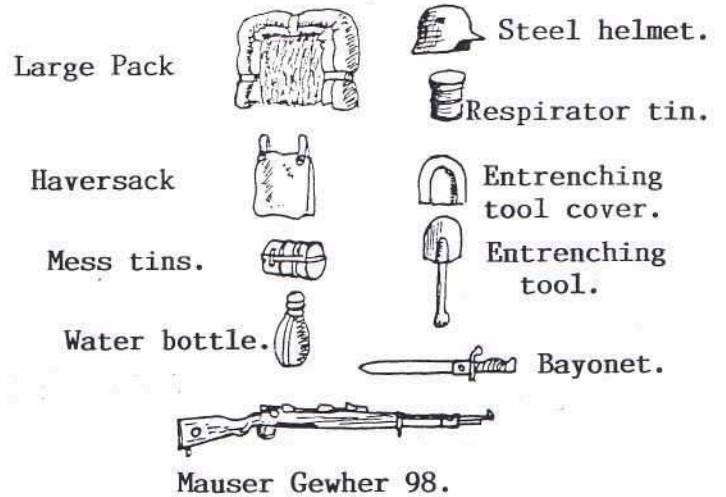
German Army 1914-18



Heads SMAG01



F. S. M. O




Arms with G1 - G7: One pair only, random packed from A, B or C shown above.

All figures have F.S.M.O. shown above except G9 as stated below.



G11.
Arms as G1-G7.
(Shown with arms from SMAG14 & Head SMAG02)




G9. No 1 Maxim
Figure has a Pistol so NO rifle or bayonet.

G10. No 2 Maxim

Scale Link 1914-1918 'GREAT WAR' Series

German Army 1914-18



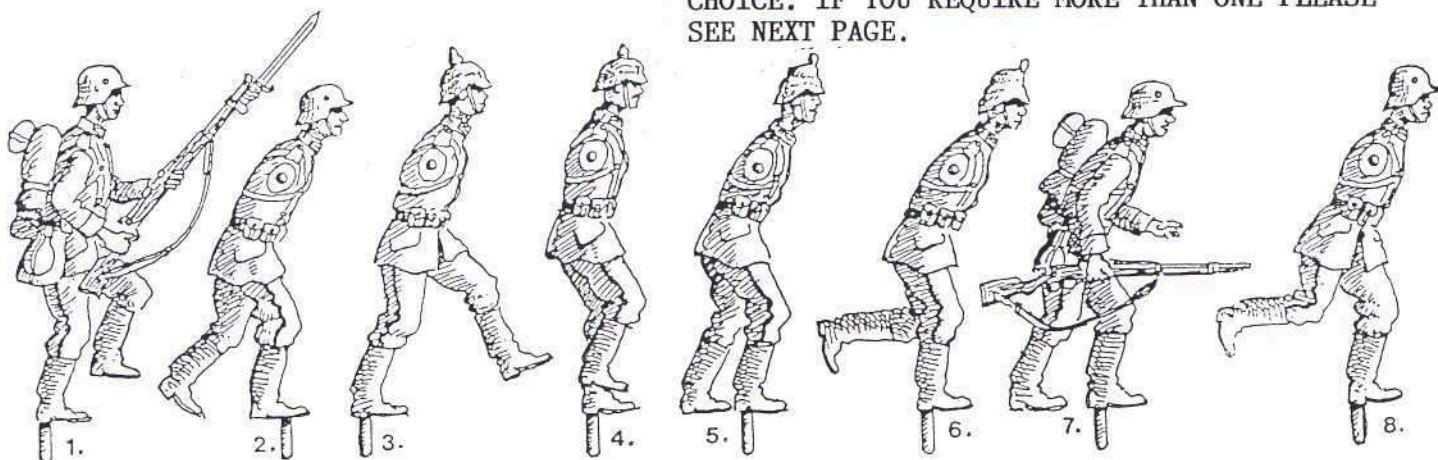
G12, G12A, G12B. Jager cyclists.

Heads: From SMAG03.

Legs: Three different positions.

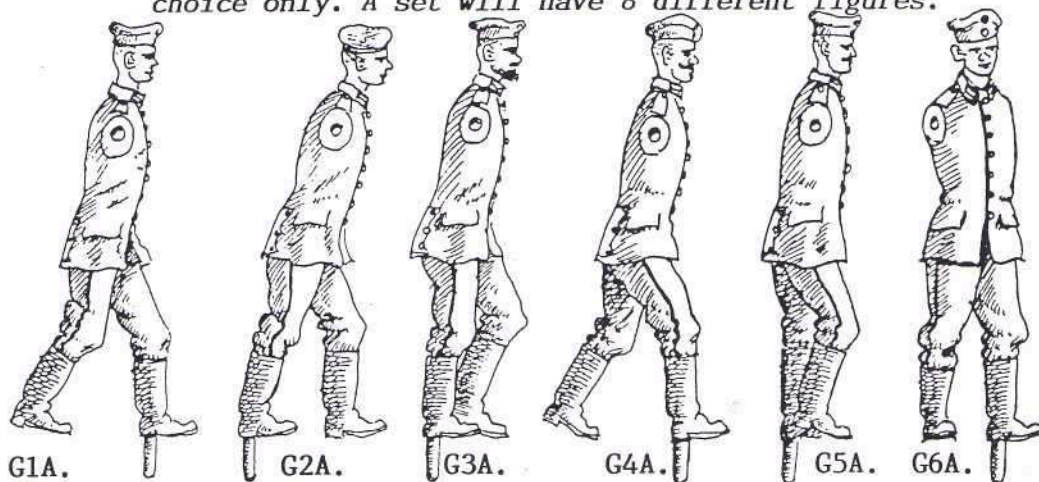
With F. S. M. O.

NOTE: IF ORDERED AS A SINGLE FIGURE, WE WILL SUPPLY ANY ONE OF THE THREE LEG POSITIONS OF OUR CHOICE. IF YOU REQUIRE MORE THAN ONE PLEASE SEE NEXT PAGE.



G13. ACTION SET. With F.S.M.O, and Heads from SMAG02 (As shown on Figures 3 & 4).

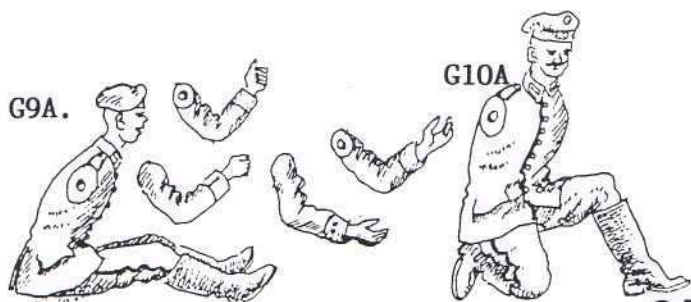
NOTE: Individual figures cannot be specified. We will supply single figures of our choice only. A set will have 8 different figures.



Arms supplied with figures G1A - G6A.

NOTE: These figures are in 'Clean fatigues' NO F.S.M.O.

Heads: From SMAG01





These figures have many applications. Kneeling unloading a box, attending a casualty (medic), lifting a shell etc. Sitting cleaning a rifle, fusing shells, writing home, drinking etc.


Arms: As shown. Heads: From SMAG01.

Scale Link 1914-1918 'GREAT WAR' Series

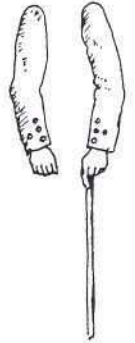
German Army 1914-18



 Head: With peak cap.


 Steel helmet.


Arms:
Right arm swinging.
Left arm with cane.





GERMAN OFFICERS

The equipment shown here is supplied with figures G8 - G8C only.


 Map Case


 Holster.


 Binocular Case.

 Haversack.
(Not general issue).


 Officer's Large pack.

 Pistol.

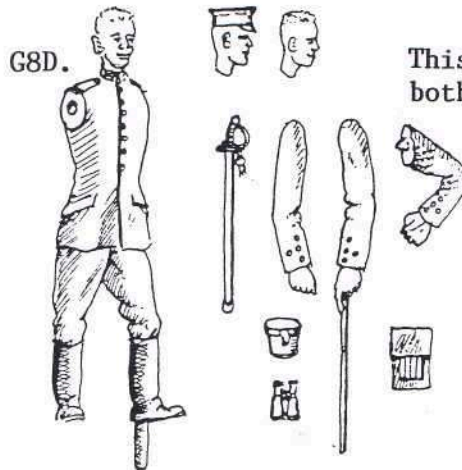
 Binoculars.

 Respirator tin.

 Sword.



G8D.



G8D.

This figure is supplied with both a bare head and a head with a peak cap.

3 Arms and the equipment shown here are included with this figure only.

(Binocular case, Map case, Binoculars and a sword).

Figure G8I is the Officer in charge of the Action Set G13, and is advancing with his pistol 'at the ready'. He has a head from SMAG02 and the F.S.M.O. shown above with figures G8 - G8C.




G8I.

Scale Link 1914-1918 'GREAT WAR' Series


German Army 1914-18



Set contains SMG12, SMG12A, SMG12B and 3 bicycles SMEG09. The 'Jager Cycle Patrol'



Set contains 4 figures with F. S. M. O. and a 'Sled-mounted' MG08 machine-gun.



SET G13B. Light Maxim Team.

Set contains 2 figures with F.S.M.O. and MG08/15 machine-gun.

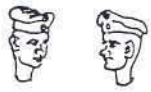
Figures G9A & G10A have been converted to a 'Wex' team with respirator tin, water-bottle, spade and pistol-holder. Set includes one Flamethrower.



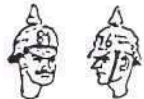
SET G13C.
Flamethrower team

Scale Link 1914-1918 'GREAT WAR' Series

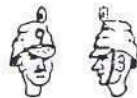
German Army 1914-18



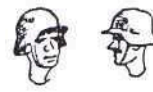
AG1. Fatigue caps. (Pork-pie)



AG2. Picklehaubs + cloth covers.



AG3. Shakos with cloth covers.



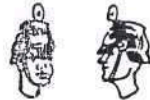
AG4. Steel helmets (Coal scuttle)



AG5. Peak cap for Officers and Senior NCO's



AG6. Parade picklehaubs showing badges.



AG7. Parade shakos showing badges.



AG8. Ski-caps (Jager Gebirgs or Austrians)

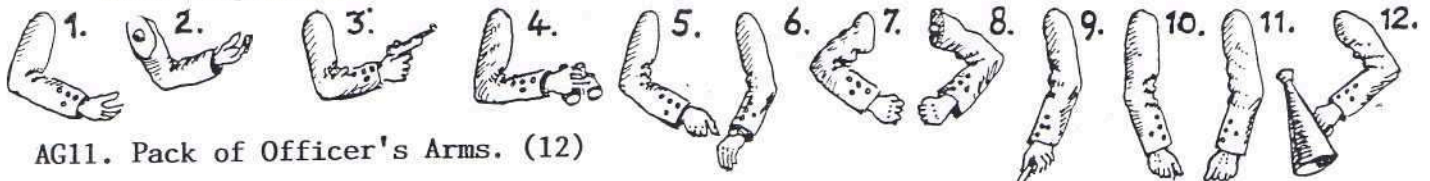


AG9. Steel helmets with respirators.

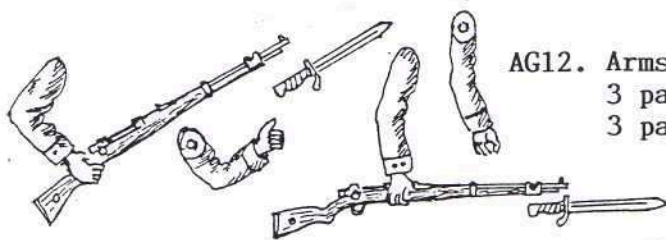
These head packs all contain 8 heads of the type shown.

By using them many different figures can be produced to give an infinite variety and realism to any diorama.

Bare heads from SMAH01, SMAH02, SMAH07 may also be used.



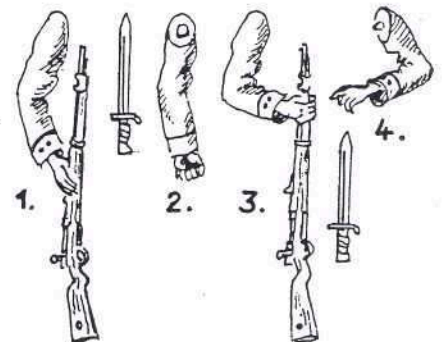
AG11. Pack of Officer's Arms. (12)



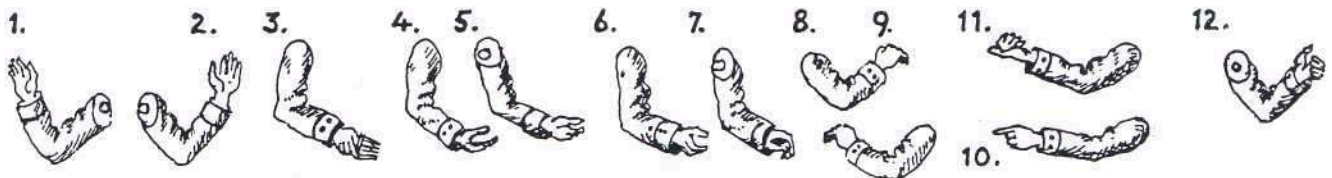
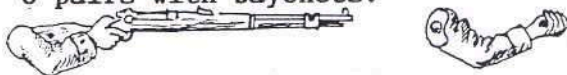
AG12. Arms for advancing infantry.
3 pairs 'at the port'
3 pairs 'at the trail'

AG13. Arms at ease.

3 pairs 'at ease'
3 pairs 'easy'



AG14. Arms firing 'Mauser' rifle.
6 pairs with bayonets.



AG15. Assorted soldier's arms.
Waving, loading a rifle, carrying, lifting, loading & pointing.

Scale Link 1914-1918 'GREAT WAR' Series

German Army 1914-18

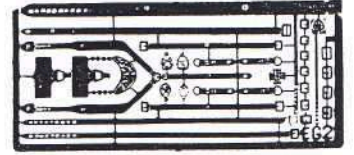


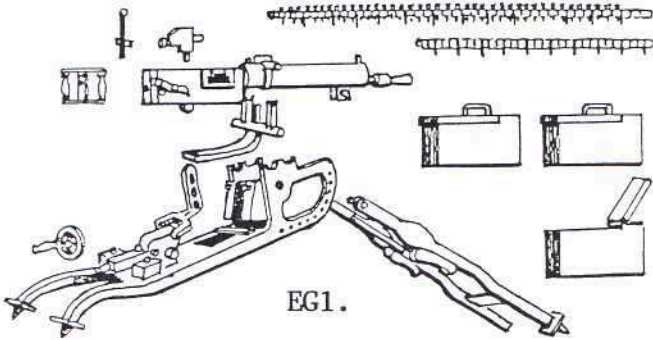
Photo-etched fret with F. S. M. O. Set EG2.

F. S. M. O



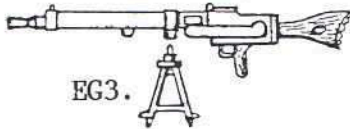
Mauser Gewher 98.

EG2. Photo-etched straps, buckles, belt & badges, Mauser Gewher 98, bayonet & equipment.




EG1.

7.92mm Sled-mounted MAXIM MG08 H.M.G. plus 3 ammunition boxes and etched ammunition belts.

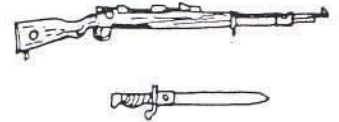


EG3.

7.92 Light MAXIM MG08/15 plus 2 ammo belts, 2 bipods and 4 ammunition boxes.



EG4. 8 Mauser Rifles & bayonets plus slings.




EG5. Stick Grenades Pack of 20.



EG7.

Large Packs with Badger's Head motifs x 6 (Jager)


The 76mm Mortar was first used as light, infantry-support artillery with the trail as illustrated.



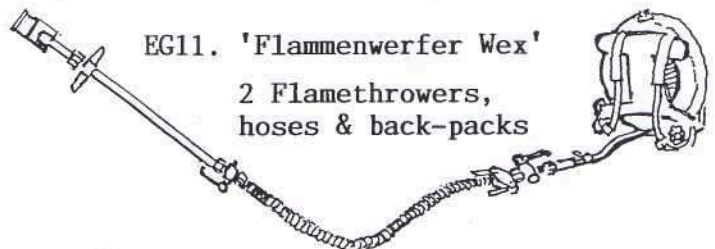
EG6.

When the West Front settled in to trench warfare the trail was discarded as were the wheels. The platform rested on the ground.

EG9. 'Army-issue' Bicycle with carrier.



EG11. 'Flammenwerfer Wex' 2 Flamethrowers, hoses & back-packs



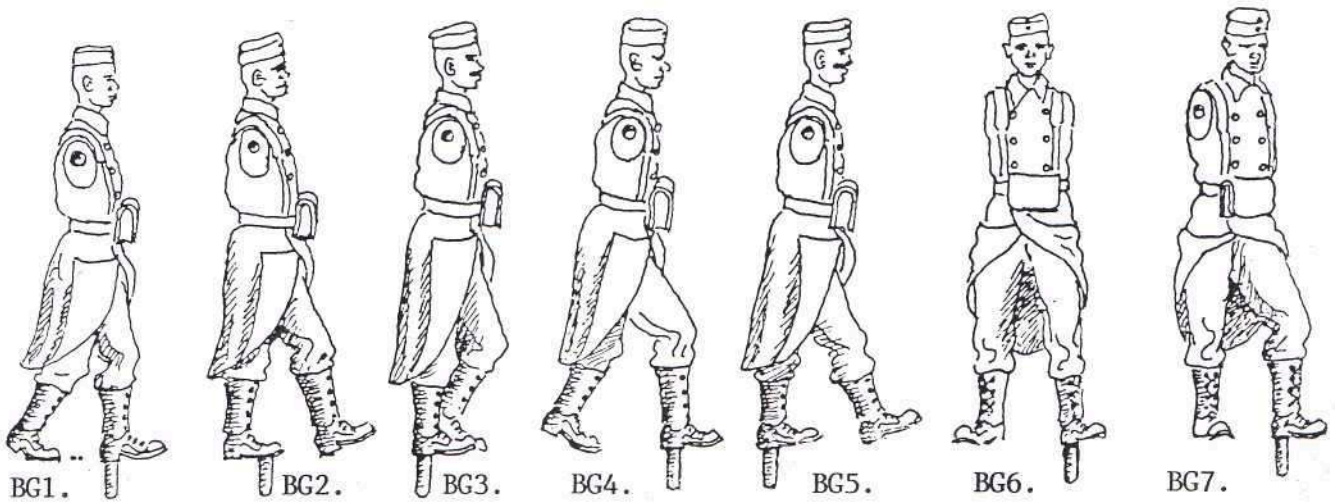
EG12. Light assault packs.



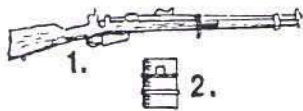
EG13. Bergmann MP181 Machine-guns x 4 plus Magazines x 8.

Scale Link 1914-1918 'GREAT WAR' Series

BELGIAN ARMY 1914-15

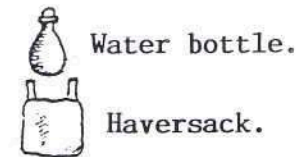


Heads: From SMABG01. French Arms SMAF07 & SMAF11 can also be used.




Equipment with BG1 - BG7 & BG9 - BG11

1. Mauser 7.65mm rifle Belgian M1889
2. Mess tins.

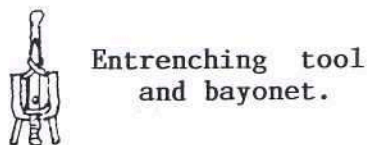


Water bottle.

Haversack.



Large Pack.

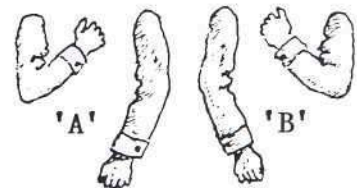


Entrenching tool and bayonet.



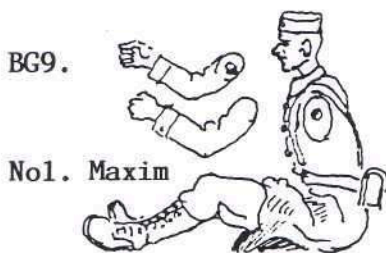
Etched rifle sling.

These items are also available as an F.S.M.O. pack. See next page.



Arms supplied with BG1 - BG7. EITHER 'A' or 'B'.

The Maxim gunners below are designed for use with the Belgian Maxim 7.65mm, tripod mounted Heavy Machine Gun. SMEBG01.



BG9.

No1. Maxim



BG10.

No2 Maxim

This figure can be converted to firing a Mauser rifle.



BG11.

Standing firing Mauser 1889.

(Head changed to SMABG03)

Scale Link 1914-1918 'GREAT WAR' Series

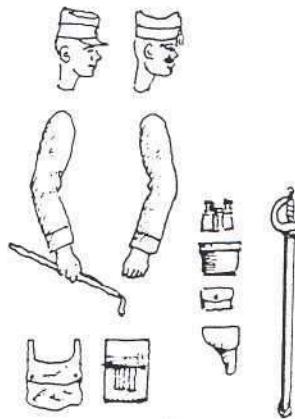
BELGIAN ARMY 1914-15



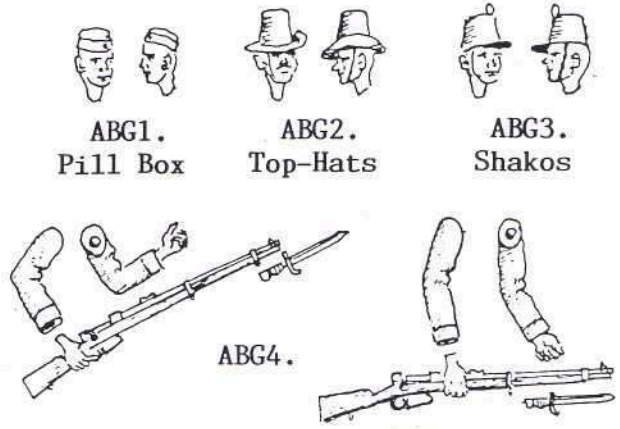
Belgian Officer Figures

BG8.

BG8A.



Heads, Arms and Equipment with each figure.



ABG1. Pill Box

ABG2. Top-Hats

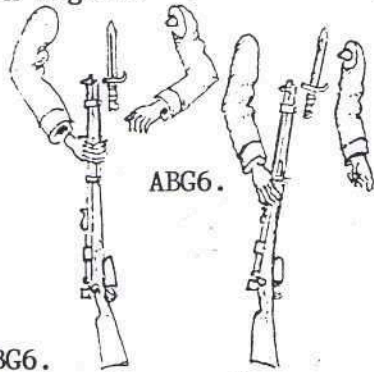
ABG3. Shakos

ABG4.

Arms for advancing infantry.
3 pairs 'at the port'
3 pairs 'at the trail'



ABG5. Arms firing Mauser 1889 rifles x 6 pairs plus bayonets and slings.



ABG6. 3 pairs 'at ease'
3 pairs 'easy'



Rifle. Mess-tins.



Water bottle.



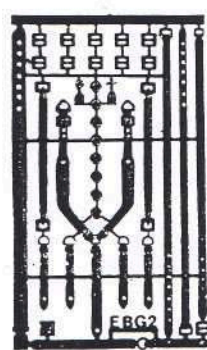
Haversack.



Large Pack.

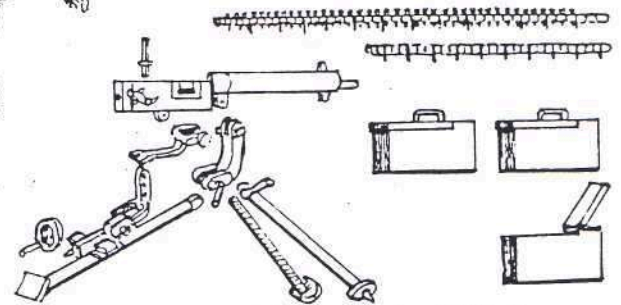
Etched fret with F.S.M.O.

Straps, Belts, Sling, Badges.

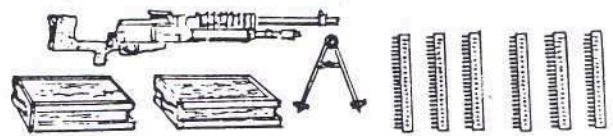


Entrenching tool and bayonet.

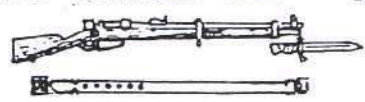
EBG2. F.S.M.O. plus etched straps, buckles, belts and badges.




EBG1. Belgian 7.62mm Maxim H.M.G. plus photo-etched ammo belt and 3 ammunition boxes.



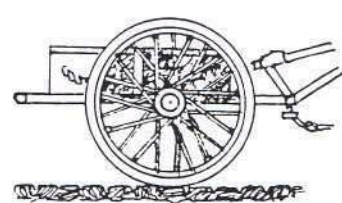
EBG3. Hotchkiss L.M.G. x 2, Bipods x 2, Tripods x 2, Long 'ammo' clips x 6, Short 'British' ammo clips x 2.



EBG4. Belgian 7.65mm Mauser M1889 rifles, bayonets & slings x 8.



EBG5. Dog-cart, with 2 dogs. (Maxim NOT included).

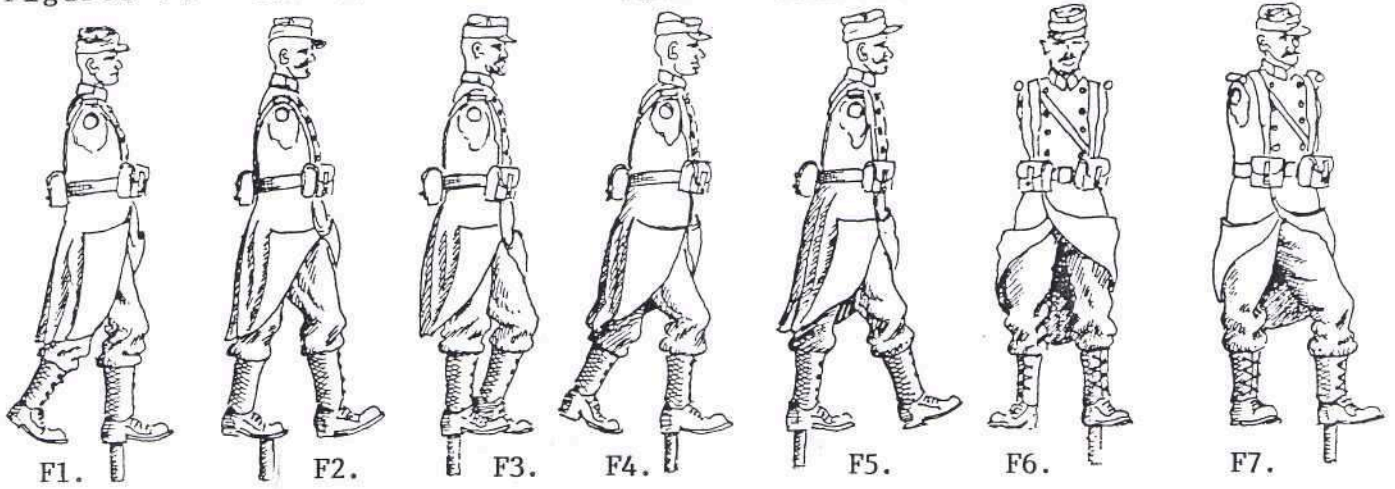


EBG6. Ammunition boxes x 10.



Scale Link 1914-1918 'GREAT WAR' Series

French Army 1914-18

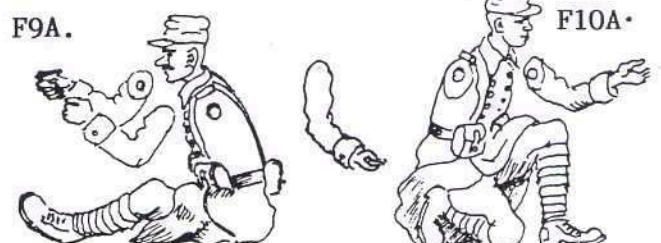
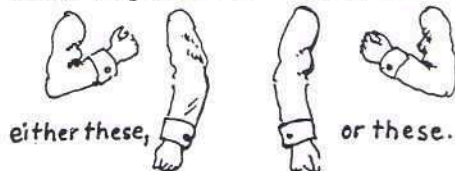
Figures F1 - F7 1914-1915 Uniform. WITH HEAD FROM SMAF01.



Figures F1A - F7A 1915-1918 Uniform. WITH HEAD FROM SMAF02.




Arms with Figures F1 - F7 & F1A - F7A.



Scale Link 1914-1918 'GREAT WAR' Series

French Army 1914-18


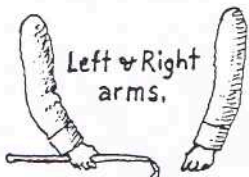
Heads with F8A - F8E.
from SMAF03 (Legion)




With F8 only.



Arms with
F8A - F8D.




F8.



F8A.



F8B.




F8C.



F8D.

Arms attached
on figures F8
and F8E.



F8E.



Head from
SMAF03.



Haversack.



'Adrian' Helmet.



Holster.



Map Case.



Binoculars
and case.



Water bottle.




Respirator
Tin.

Equipment supplied with all figures except F8.

Tank officer.

SMEF/VK1. RENAULT F.T. 17 Tank.



The F.T. 17 is a Classic in the history of Armoured development.

In its original form, it embodied the best criteria of design of this day - a driving compartment, a fighting compartment, an engine compartment and a 360° traversing turret.

The F.T. 17 was designed, tested, produced and put into action in just over ONE YEAR, and, in that basic form was in service from 1917 to the end of 1945!


This tank, or close derivatives, served all over the World - in Russia, China, U.S.A., Mexico, every revolution among South American Republics, The Spanish Civil War, with Vichy, and even in battles with the Maquis. Over 200 pieces. Fully detailed, inside and out, complete with transfers.

Scale Link 1914-1918 'GREAT WAR' Series


French Army 1914-18



AF1.
Kepi



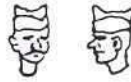
AF2.
Cloth-
covered
Kepi



AF3.
Legion-
type
Kepi



AF4.
'Adrian'
Helmet




AF5.
Forage
Caps

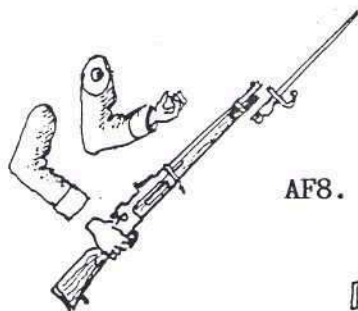


AF6.
Beret

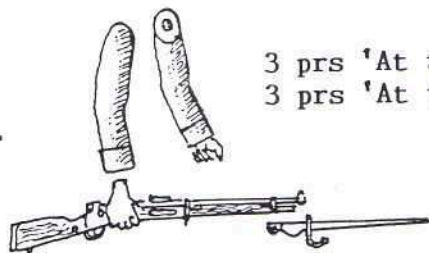
All packs
contain 8
different
heads.



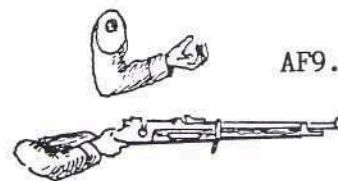
AF7. Officers Arms - Set of 12. (May also be used for other ranks).



AF8.



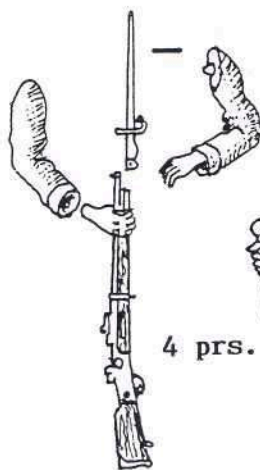
3 prs 'At the port'
3 prs 'At the trail'



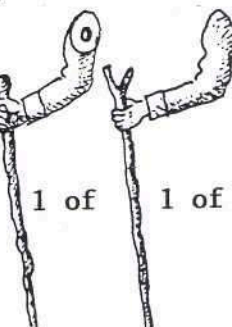
AF9.

Firing 'Lebel' 1888

Arms for 'Advancing Infantry' plus slings.




4 prs.

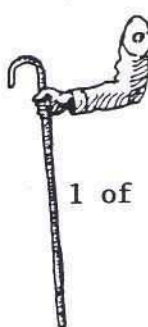


1 of

1 of



1 of



1 of

AF10. Holding rifles 'Easy' and with walking sticks.

Easy x 4 pairs.

Sticks x 4 types.

AF11. Sleeved arms: Carrying, Holding, Waving, Writing, Pointing, etc.



6.



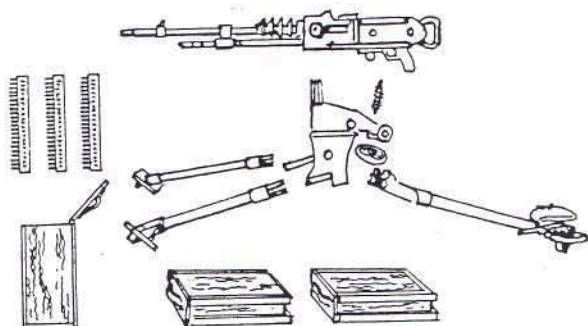
11.



12.

Scale Link 1914-1918 'GREAT WAR' Series

French Army 1914-18



EF1. Hotchkiss 'Heavy Machine-Gun'
With tripod, 3 x Ammunition boxes
+ Ammunition clips

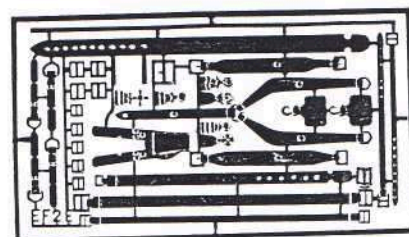


EF3.
Chauchat 'Light Machine-Gun' x 2.
2 x Bipods + 6 x Magazines.



Lebel 8mm M1886/M1893

EF4. 8 x Lebel 1888 Rifles,
8 x slings & bayonets.



Etched fret with SMEF02

EF2. French
F.S.M.O.

Large Pack



'Adrian Helmet'



Respirator Tin

Haversack



Entrenching Tool


Mess Tins



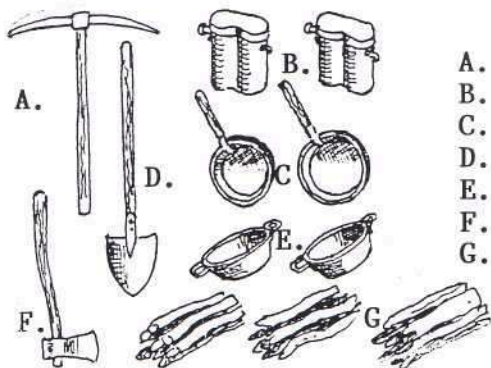
Water Bottle



Bayonet

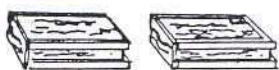
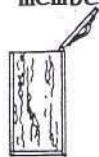


Lebel 8mm M1886/M1893



- A. Pick x 1.
- B. Cookers x 2.
- C. Frying Pans x 2.
- D. Shovel x 1.
- E. Muslin Pans x 2.
- F. Axe x 1.
- G. Kindling x 3.

EF5. Additional Section Kit.
(Spread amongst the
members of the platoon).



EF6. Ammunition boxes & lids x 8.



EF7. 'Adrian' Helmets x 8.

NEW FIGURE F6C.

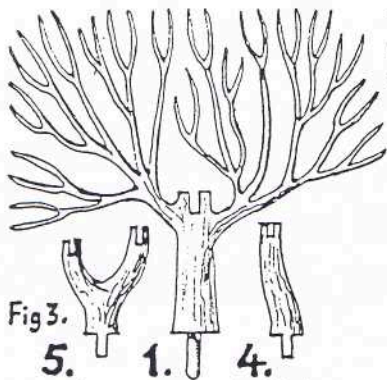
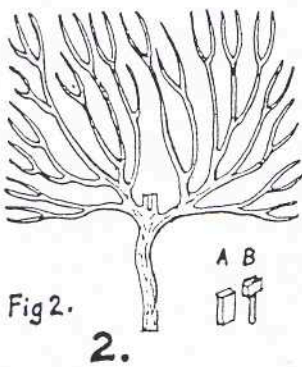
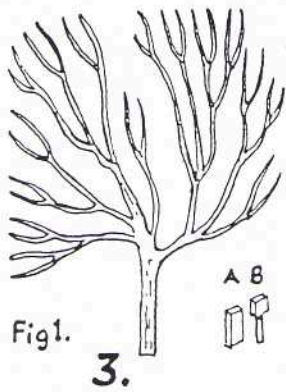


With
F.S.M.O.

'Chasseur Alpin' 1914-1915.
Head from SMAF06. Arms from AF10.

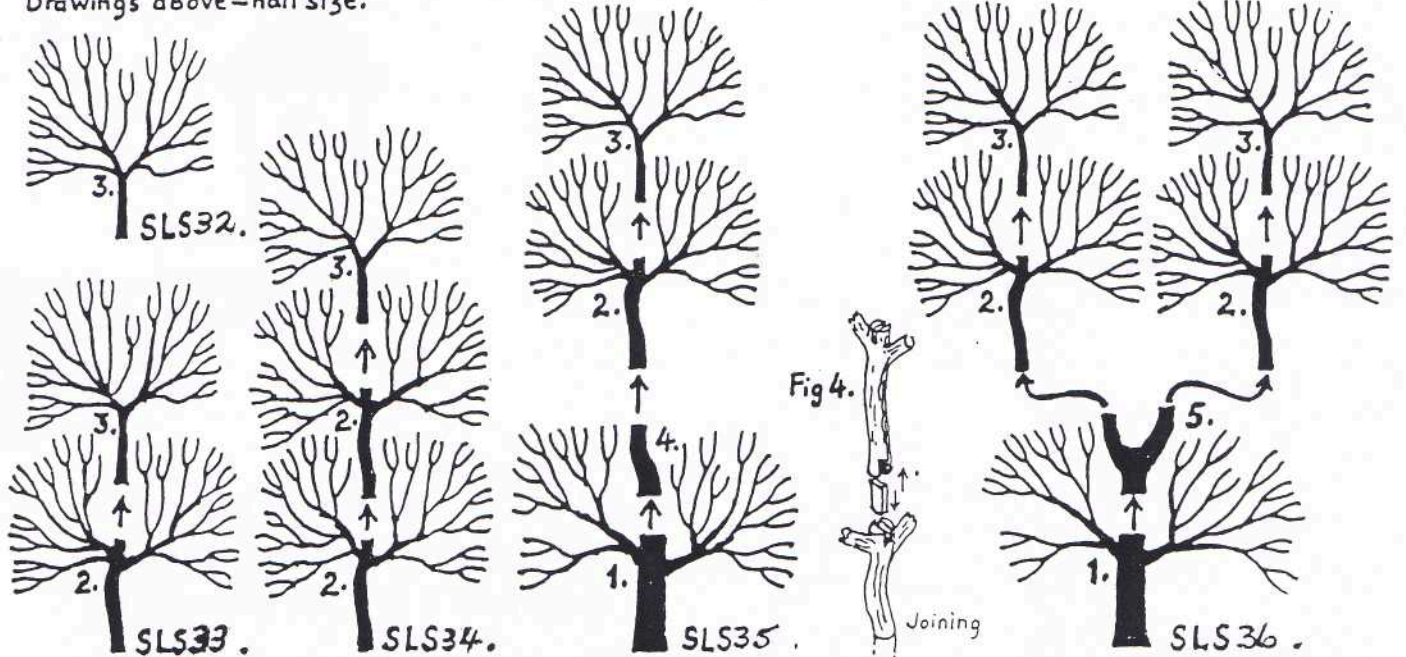
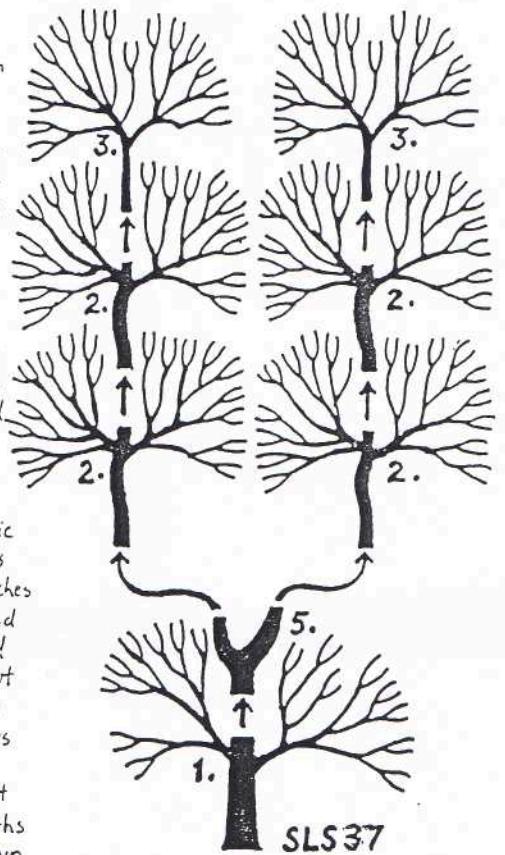
SCALE LINK Instructions

WHITE METAL TREE FRAME KITS — for 4mm., 7mm & 9mm.
In conjunction with, F39. — F47. Also 32F2., SLS31., SLS1—8.



Drawings above—half size.

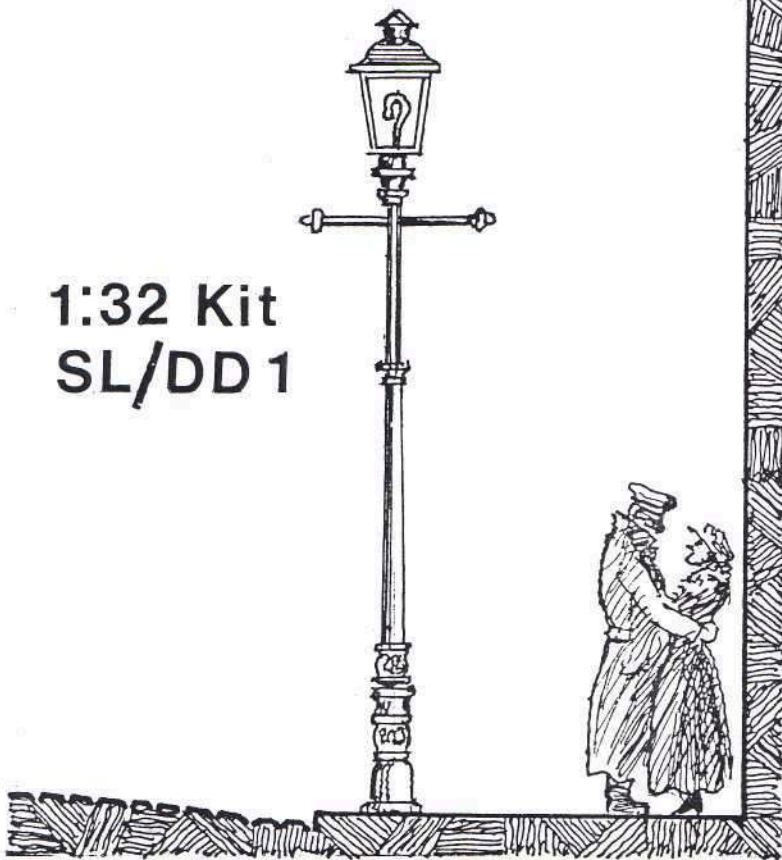
The metal used in the 'tree frame' castings is of high quality and specially selected for its valuable quality. However valuable, all metals react to bending by reaching eventually 'breaking-point', especially to a back and forth motion. The castings have a directional bias to aid the metal flow so first carefully (slowly) bend back some of the branches. Frame No 3 is used either as the top of a tree of 2 or more frames, or as a single tree. At the base of the frame is a slot into which is soldered the wedge 'A' for joining one frame to another or wedge 'B' with a peg for fixing the tree to a base. Low melt solder is recommended. Brass rod can be used as an alternative to wedges 'A' or 'B'—suggest $\frac{1}{16}$ " dia. Frame '2' is used as a base frame ie—SLS33/34 and for stacking ie—SLS37. The slot on base of the frame is at right angles to the slot on top—a cruciform in plan, this is to avoid a flattened tree look. Do think before bending out the branches as mentioned—too much bending breaks. When total tree structure is assembled and shaped, colour the frame appropriately for species—then foliage. For foliage see page 16 of instructions. If using scatter materials use as base (fortwigs) Horse hair SLS31. and for leaves SLS1.—SLS8. Trees which are foliated as described will mix admirably with trees using etched foliage but do get a 'harmony of colour'—Nature usually blends. For smooth bark trees, brush over the frame with a thin mix of Acrylic paste. Primer the frames before painting. The frames are very adaptable to adding or subtracting branches so do save what you cut off! The tree frames and scatter or etched foliage have been designed and produced with the person who really cares about 'Scenic' modelling most especially in mind. On the Scale Link stand at principal exhibitions examples of trees in their settings are always on show and advice is at hand. There are some excellent tree reference books to be found in W.H. Smiths though one of my favourites is—'Trees for Town and Country' published by Lund Humphries—try Hatchards in Picadilly.




At 4mm., SLS32 = 26 Ft., SLS33 = 36 Ft., SLS34 = 46 Ft., SLS35 = 54 Ft., SLS36 = 54 Ft., SLS37 = 65 Ft.
These heights also take into account foliage which could be plus or minus a couple of feet to the above dimensions.

**Cast Lamp Post and Lantern
No Lili No Seigfried!**

**1:32 Kit
SL/DD 1**




**4 x Cast Wall or Post Brackets
and Lanterns. 1:32 Kit SL/DD 2**



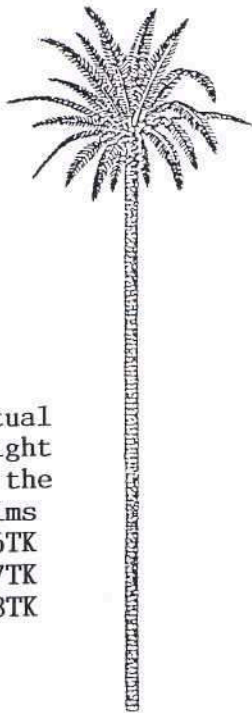
This set can combine with —
SL/DD1 to form a five lantern
group in a Status situation.

SCALE LINK Catalogue — Diorama.

Fret supplied with SP6TK




Etched fret of Date Fronds. Scales 1:100 - 1:200




Actual height of the Palms
SP6TK
SP7TK
SP8TK

Fret supplied with SP7TK




Etched fret of Date Fronds. 1:70 - 1:100

Fret supplied with SP8TK



Etched fret of Fan-Palm Fronds.
1:70 - 1:100

PALM TREES FOR SMALLER SCALES. 1:70 - 1:200. SP6TK - SP8TK are all 90mm TALL



Etched fret of Date Fronds.
1:250 - 1:500

Fret supplied with SP5TK



Actual height of the Palm
SP5TK



SP5TK Kit contains 2 trunks.

SCALE LINK Catalogue – Diorama.

SP2TK. Coconut Palm Kit (Actual Size).
Contains 1 x SP2TA PLUS an
Etched Fret SL32F17

SP2TA. Tree trunk pack.
Contains 1 top (SP2T)
and 3 trunks (SP4T).

SP4TK. Fan Palm Kit (Size as SP2TK)
Contains 1 x SP2TA PLUS an
Etched Fret SL32F18



Top Castings
(Smooth-
trunk)

SP2T.
Pack of 4



Trunk
Castings
(Smooth-
trunk)

SP4TA.
Pack of 4

SCALE LINK Catalogue — Diorama.

SP1TK. Date Palm Kit (Actual Size).
Contains 1 x SP1TA PLUS an
Etched fret SL32F17.

SP1TK

SP1TA. Tree trunk pack.
Contains 1 top (SP1T)
and 3 trunks (SP3T).

SP3TK. Fan Palm Kit (Size as SP1TK).
Contains 1 x SP1TA PLUS an
Etched fret SL32F18

Top Castings
(Rough trunk)

SP1T Pack of 4.


Trunk Castings
(Rough Trunk)

SP3TA. Pack of 4.

SP3TK

Scale Link 1914-1918 'GREAT WAR' Series

American Army 1917-18



AA1. Overseas Cap 'Forage'



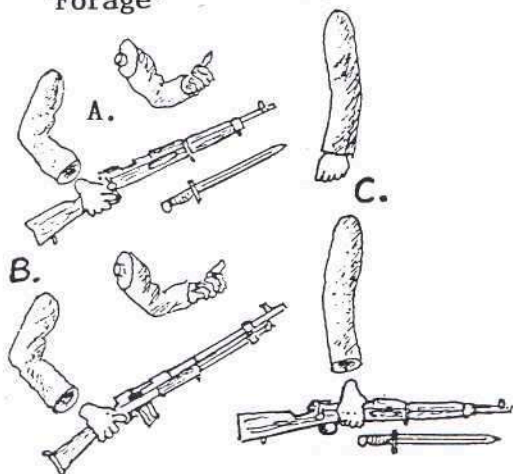
AA2 Montana Hats.



AA3. Negroid faces. Overseas x 4: 'Adrian' x 4.



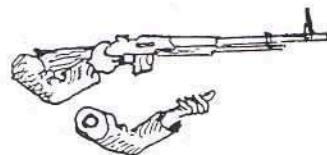
AH3. Negroid Bare.



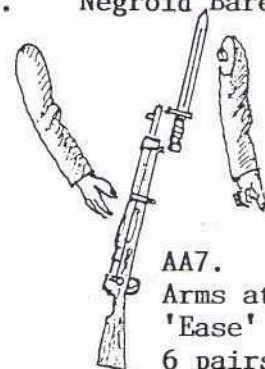
AA4. Arms for advancing infantry.
3 pairs Type 'A' (Springfield)
1 pair Type 'B' (Browning Automatic)
2 pairs Type 'C' (At the 'Trail')



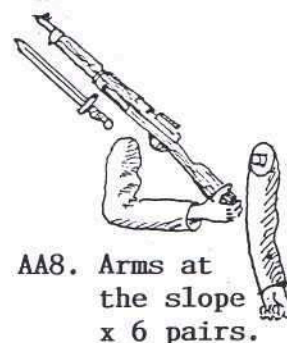
AA5. Arms firing 'Springfield' Rifles x 6 pairs.



AA6. Arms firing B.A.R.'s x 6 pairs.



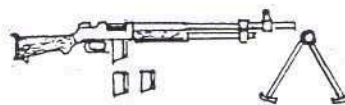
AA7. Arms at 'Ease' x 6 pairs.



AA8. Arms at the slope x 6 pairs.

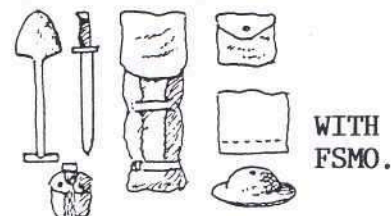
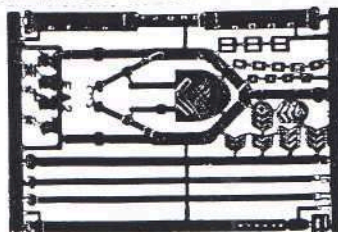


EA1. .300" Browning Heavy Machine-Gun, Tripod, Ammunition Belt Etching, 2-gallon can, Ammunition boxes x 3.



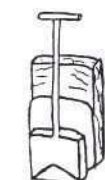
EA3. Browning Automatic Rifle Sets x 2, Bipods.

EA2. F.S.M.O. Etched brass fret of belt, straps, buckles plus cast parts as shown. (Details on previous page)



WITH FSMO.

EA4. Springfield Rifles x 8.



EA5. Small pack and Entrenching Tool.

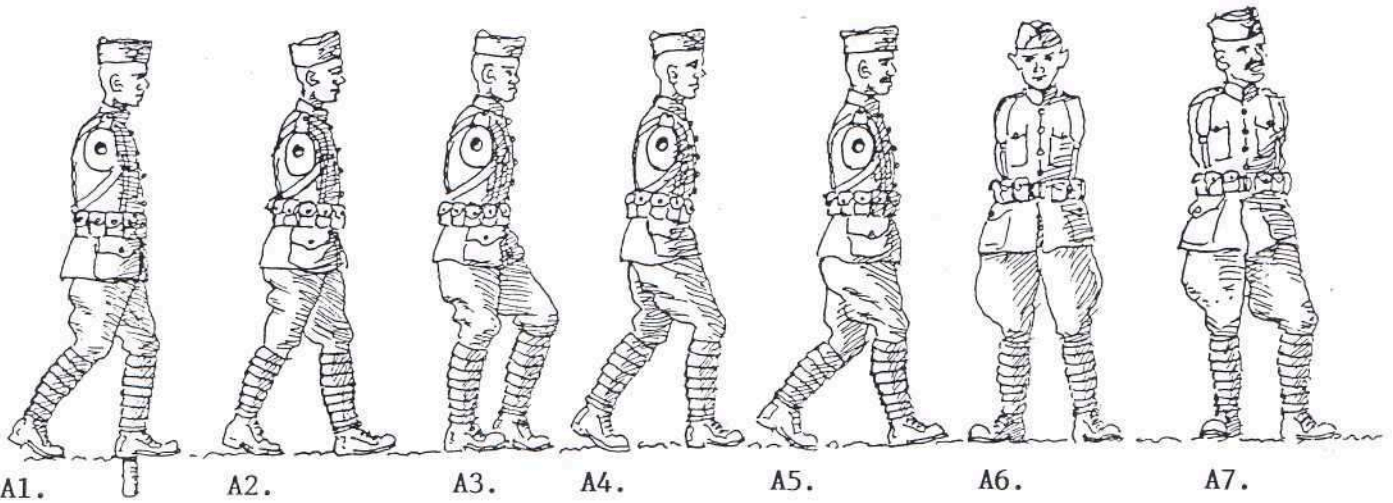
ADDITIONAL INFORMATION Re: American Figures etc.

On arrival at the 'Western Front', The American forces were supplied with a considerable amount of FRENCH equipment - The Famous '75' Gun, the Renault F.T. 17, the infamous 'Chauchat (EF3).

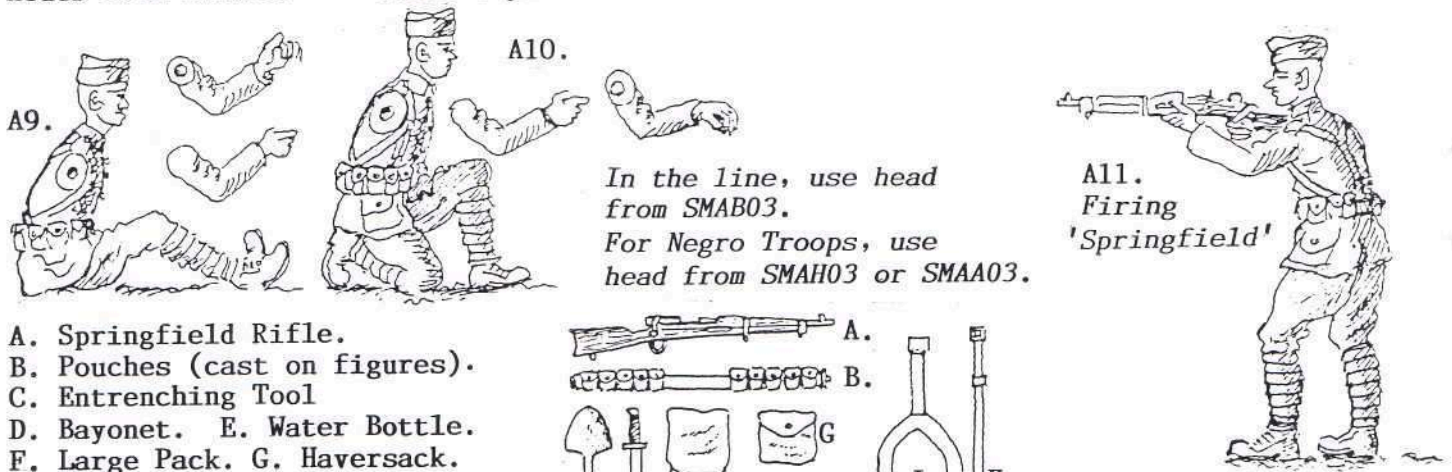
American troops also employed many types of Heavy Machine Guns:- The Browning .300" (EA1) The re-chambered Vickers (EB1), The Hotchkiss (EF1) & Light M.G's Chauchat (EF3), Lewis (EB3), B.A.R. (EA3).

Scale Link 1914-1918 'GREAT WAR' Series

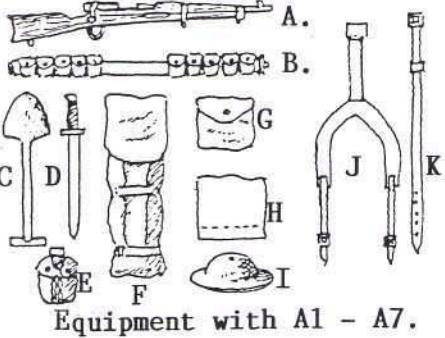
American Army 1917-18



A1. A2. A3. A4. A5. A6. A7.
 Heads from SMAA01. Arms: 1 pair from selection shown below - OUR CHOICE.



- A. Springfield Rifle.
- B. Pouches (cast on figures).
- C. Entrenching Tool
- D. Bayonet. E. Water Bottle.
- F. Large Pack. G. Haversack.
- H. Respirator. I. Steel Helmet.
- J. Straps (cast on figures).
- K. Etched Rifle Sling.

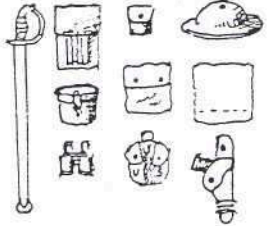


Equipment with A1 - A7.



Arms with A1 - A7


OFFICER FIGURES A8, A8A, A8B.
 Figures A8 & A8A have both heads shown here.



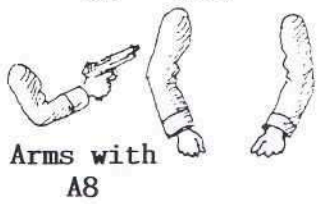
Equipment with A8 - A8B.



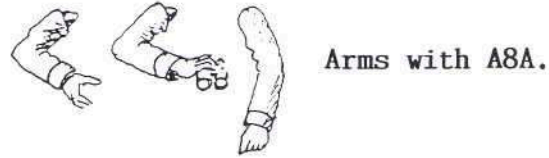
A8B. Head and Arms as shown.



A8. A8A.



Arms with A8



Arms with A8A.

Scale Link 1914-1918 'GREAT WAR' Series

ALL OF THE FIGURES ON THIS PAGE ARE

Suggested Adaptations.

THEY ARE NOT SOLD IN THESE FORMATS, BUT MODIFIED AS SHOWN.



Adaptation 1.

Figure: SMB01.
Arms: SMAB10.
No.7 + No.10.
Head: SMAB02.

Rifle and Sling from
SMEB11.


B.E.F. 'Summer 1914' - Loading a rifle from a charger clip. Rifle is S.M.L.E. '303"

Adaptation 3.

Figure: SMB03.
Arms: SMAB10.
No.8 + No.10
or No.11.
Head: SMAB03.
Rifle and sling from
SMEB11.



Patrol figure with steel helmet, signals all 'OK'.



Adaptation 5.

Figure: SMB08C
Arms: As supplied.
Head: SMAB15.
'Goggles up'
Petrol can from SMEB13.
Funnel from SMEB17.


'Co-driver for the 'Rolls-Royce' fetching juice from the dump.

Adaptation 2.

Figure: SMB01
Arms: SMAB10
No.4 +
a sling.
Head: SMAH01 +
bandage.



'Walking wounded' - Just a couple of grazes, and a bad eye.



Adaptation 4.

Figure: SMB08A
Arms: SMAB10.
No.5. + No.6.
Head: As supplied.
Wheelbarrow SMEB05.

In light kit; 'Tommy' had to move it! Fill the barrow with bits of wood etc.

Adaptation 6.

Figure: SMB13B.
Arms: SMAB10
Head: SMAB03

Climbing.



With his F.S.M.O., this infantryman scales a ladder ready for 'the Push'.

Scale Link 1914-1918 'GREAT WAR' Series

ALL OF THE FIGURES ON THIS PAGE ARE
Suggested Adaptations.

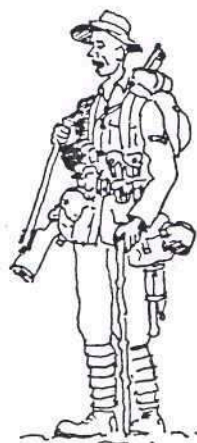
THEY ARE NOT SOLD IN THESE FORMATS, BUT MODIFIED AS SHOWN.



Adaptation 7.
Figure SMB15.
Arms: SMAB08.
No.4. + No.6.
Head: SMAB02.

Vickers 'Gunner' conversion.

Adaptation 8.
Figure: SMB06.
Arms: SMAB08.
No.7. + Arm
supplied.
Head: SMAB07.
ANZAC Officer.




Adaptation 9.
Figure SMB07.
Arms: SMAB08.
No.3. + No.7.
Head: SMAB03.



Adaptation 10.
Figure SMB07B.
Arms: SMAB08.
No.9 + No.11.
Head: AS supplied.
'Just about to speak'

'Follow me lads'
'It's quite safe'



Adaptation 11.
Figure: SMG02.
Arms: SMAG12 'Sloped'
Head: SMAG04

'Guarding'


Adaptation 12.
Figure: SMG10A
Arms: SMAG15.
Head: as supplied



'Tending the wounded'

Adaptation 13.
Figure: SMG04A.
Arms: As supplied but with
but with shovel from
SMEB04.

'More bloody digging'

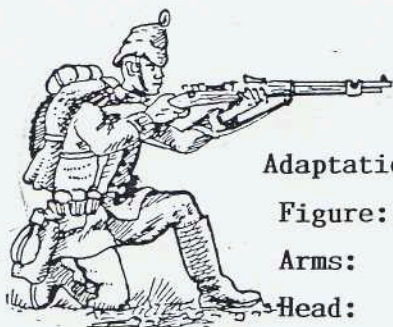


Scale Link 1914-1918 'GREAT WAR' Series

ALL OF THE FIGURES ON THIS PAGE ARE

Suggested Adaptations.

THEY ARE NOT SOLD IN THESE FORMATS, BUT MODIFIED AS SHOWN



Adaptation 14.
Figure: SMG10.
Arms: SMAG14.
Head: SMAG03.

'Maxim No.2. 'Taking aim'



Adaptation 15.
Figure: SMG06
(Legs squeezed together in a vice).
Arms: SMAG13. No.1.+ No.2.
Head: As supplied.
'Atten-shun'



Adaptation 16.
Figure: SMG08C.
Arms: SMAG11.
No.4. + left arm supplied.
Head: SMAG03.

'On the look-out'

Adaptation 17.
Figure: SMG08
Arms: SMAG11
No.3. + left arm supplied.
Head: SMAG04




'Hände Hoch'



Adaptation 18.
Figure: SMG06.
Arms: As supplied.
Head: SMAG03.
Pack: SMEG07.

'Jager with 'Badger' pack & 'Shako''

Adaptation 19.
Figure: SMG08B.
Arms: SMAG11.
No.12 + right arm supplied.
Head: As supplied.



Adaptation 20.
Figure: SMG08A.
Arms: SMAG11.
No.6. + No.9.
Head: SMAG02.




There are endless possibilities for adapting 'SCALE LINK' figures; the 20 featured here are just a few.

Study a selection of WW1 photographs and you will see what we mean.


SCALE LINK Catalogue Etchings to size.

COPYRIGHT 1992


A



F11.— 1mm diagonal mesh (fine mesh) Suitable for chain link, etc.

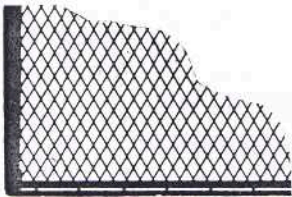


F12.— 1mm diagonal pin-spot (medium mesh) Suitable for inspection walkways etc.

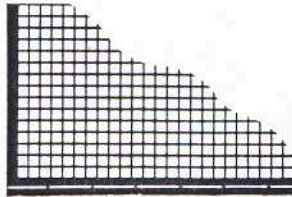


Sold in Sheet size 204mm X 73mm.
Etched from 8Thou Brass.

F13.— 0.75mm square (medium mesh) Suitable for engine grills etc.



F14.— 2.5mm vertical diamond and 1.5mm square (light mesh) Suitable for trellis, small glazing, leaded lights, etc.




F15.— Large lapped half etched diagonal. (foot bridge) Diagonals 5mm.




F17.— Alphabet—Futura capitals—Sans serif. Sizes—1mm, 2mm, 2.75mm, and 4.5mm.




F18.— Alphabet—Clarendon capitals—Serif. Sizes—2.25mm, 3mm, and 5mm.




F19.— Numerals to match F17 and F18.




F48.— 1mm square (heavy) mesh. Suitable for engine grills hatch covers etc.



F49.— 1.5mm square (heavy) mesh. Suitable for engine grills hatch covers etc.




F50.— 2.5mm square (medium) mesh. According to scale—engine grills, covers



F51.— 2.5mm square mesh, diagonal. Suitable for—footbridges, lattice etc.



F52.— 5mm square (medium) mesh—diagonal. Suitable for footbridges, lattice etc.



F53.— 5mm square (medium) mesh. Suitable for glazing bars lattice etc.


SCALE LINK Catalogue Etchings to size.

COPYRIGHT 1992

(B)




F 54.— Fine octagonal mesh suitable for 'Chicken Wire', net etc.




F 56.— Checker-plate. 1mm long raised diamond tread. Surface etched.



F 57.— Checker-plate. 1mm diagonal centres, raised disk tread. Surface etched.




F 58.— Checker-plate. 1.5mm diagonal centres, raised diamond tread. Surface etched.




F 59.— Checker-plate. 1mm diagonal centres, raised square tread. Surface etched.




F 60.— .75mm Square (Fine mesh) suitable for fencing, engine grills etc.



F 61.— 2.5mm long diamond. (Light mesh.)

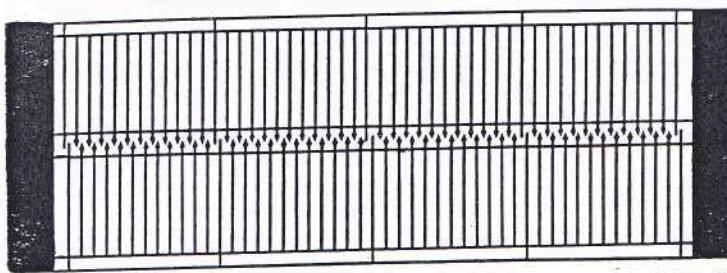


F108— 0.5mm diamond grid. (F11 reduced) Radiator, Filter etc.




F109— Fine octagonal mesh, suitable for 'chicken wire', net etc.

Etching sheets to half size 'approx'— Sheet size 204 mm x 73 mm x 8Thou brass.

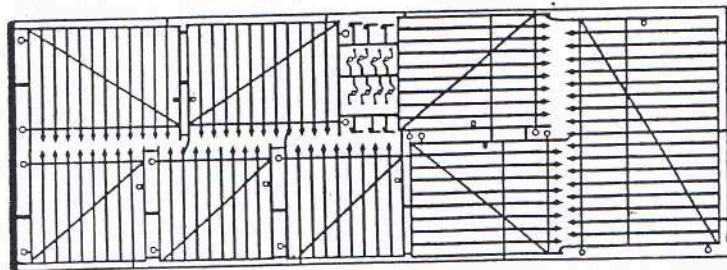


OF1. Spear point railing, scale height 4'6" x 6' bays - 4 bays per strip.

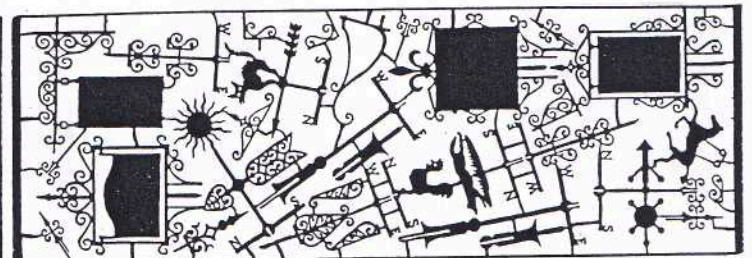
Scale 7mm = 1'




OF5. To scale 18" deep truss x 3" pitch. (F2 enlarged) For use see instructions. Scale 7mm = 1'



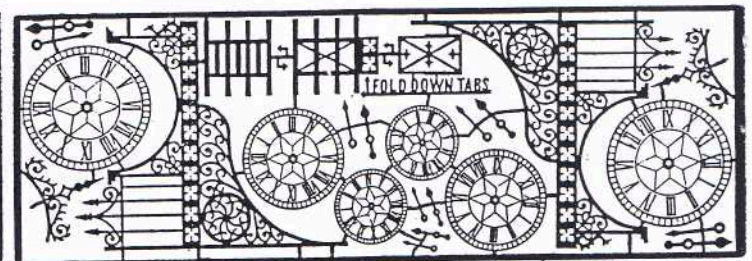
OF3. Spear point gates. Scale size - 4'6" x 4'6" x 3' off, 4'6" x 6' x 1 pair, 6' x 4'6" x 1 pair, - 6' x 9' Single. Separate handles - hinges are for fixing in to piers for 6' high gates. Gate posts (G.W.R.) 4 pairs per pack S.L.C.34 - Scale 7mm = 1'



OF7.— Pub signs, weather vanes, shop signs, brackets and finials (F9 enlarged) Scale 7mm = 1'. Contains instructions.



OF4. To scale 3'6" x 3'6" cast iron brackets - are complemented by SLC33 8" Columns (2 per pack). Also 2' deep x 3" projection - brackets. Scale 7mm = 1'




OF8.— Large bracket clock, clock faces and hands (F9 enlarged) Scale 7mm = 1'. Contains instructions.


Scale 7mm = 1'

SCALE LINK Catalogue Etchings, half size 'approx' ©


COPYRIGHT 1992




32F1.—Barbed wire—27 strands, makes up nearly 17'6". Note end with barb of end of slot, mates in to slot 7-9mm. without barb. Join strands with 'Superglue' then put a twist on joined strands for realism.



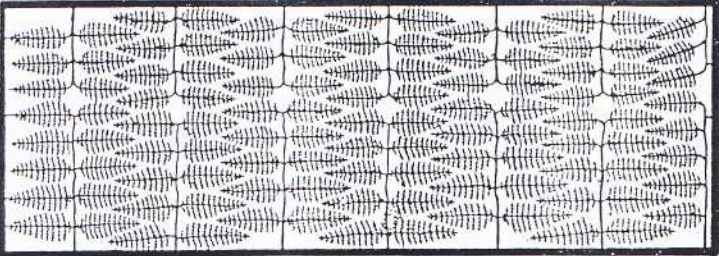
32F7.—'Maple leaf', also can be used for 'Plane', and 'Sycamore'.
7-9mm. Surface etched leaves.



32F2.—Broad leaf deciduous, can be used for 'Lime', 'Elm', 'Beech', 'Hornbeam', 'Black Poplar', 'Birch', 'Cherry'.
7-9mm. Surface etched leaves.



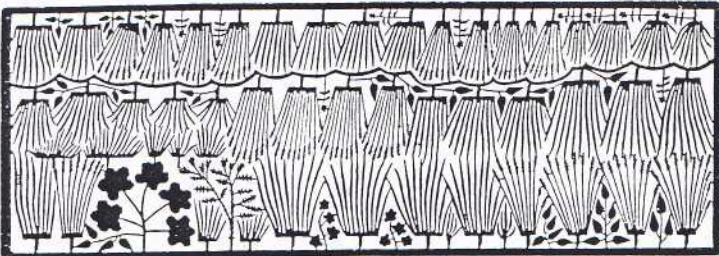
32F8.—'Birch leaf', also any small leaf Deciduous.
7-9mm. Surface etched leaves.




32F3.—'Broken'—a great addition to a diorama—only, etching can give such an effect.
7-9mm. Surface etched fronds.




32F9.—'Pond and canal plants', top left 'Ferns', middle top—'Fox Gloves', top right—
7-9mm —and low right—'Colt's Foot', low left—'Dock leaves and Water plants'.
Surface etched fronds and leaves.




32F4.—Tall grasses (assorted), 'Thistle', 'Colt's foot', 'Poppies', 'Wild cabbage', 'other leaves'.
7-9mm. Leaves are surface etched.




32F10.—'Bullrushes and Reeds'. Bending the bases (crimping) will give a
7-9mm. —much more natural effect. 32F9 is complimentary.




32F5.—'Oak leaf'. Tether a horse to an Oak, or hide Charles II up one! A sprig of leaves
7-9mm. on a tin hat for camouflage—or even a super tree for its own sake. Surface etched leaves.



32F11.—'Chestnut leaf'. Greatly improved by 'cupping' the fronds.
7-9mm. Surface etched fronds.




32F6.—'Ash Leaf', also can be used for 'Gleartschia' very like 'Acacia', 'Allanthus'—('Tree of Heaven')
7-9mm. —'Rowan'. Surface etched leaves.




32F12.—'Weeping Willow'.—the Water Glade, goes with 32F9, and 32F10.
7-9mm. Surface etched fronds.

SCALE LINK Catalogue Etchings, half size 'approx.' (D)

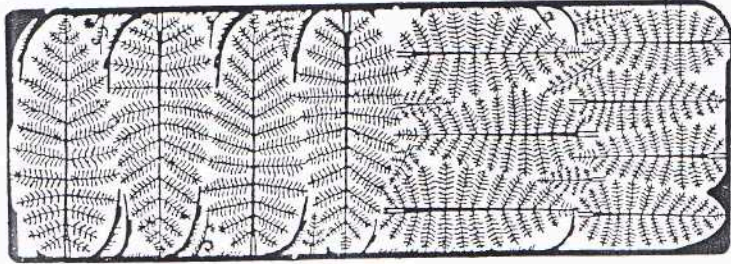
COPYRIGHT 1992




32F13. — 'Tropical' tree creepers with surface etched detail + instructions. Scale from 1:50




32F19. — 'Elephant's ears' large Tropical plant. Surface etched detail. Scale 1:50 upwards. Note separate stems.




32F14. — 'Tropical' tree fern with surface etched detail + instructions. Scale from 1:50 up.



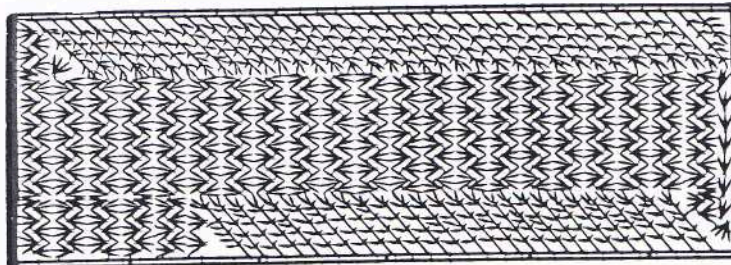
32F20. — Assorted Tropical plants. Yucca or similar fronded plant. The smaller 'spearleaves' are for lily plants. Surface etched detail. Scale 1:50 upwards. Note separate stems.



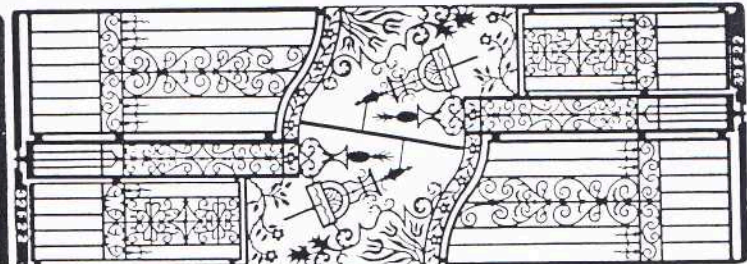
32F15. — 'Tropical' banana with surface etched detail + instructions. Scale from 1:50 up.




32F21. — Fronded tree leaf. 'Jacaranda' etc. Surface etched detail. Scale 1:50 upwards.



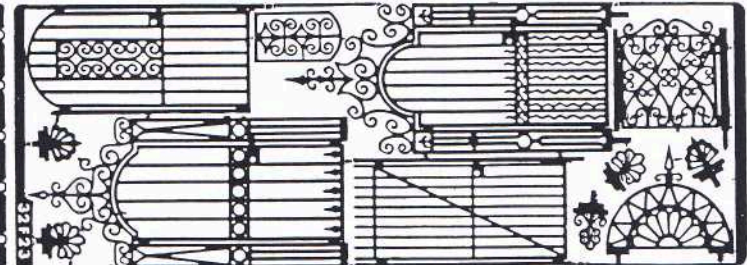
32F16. — 'Tropical' bamboo with surface etched detail + instructions. Scale from 1:50 up.




32F22. — Chateau or stately gates of wrought iron. — 15 THOU Brass.



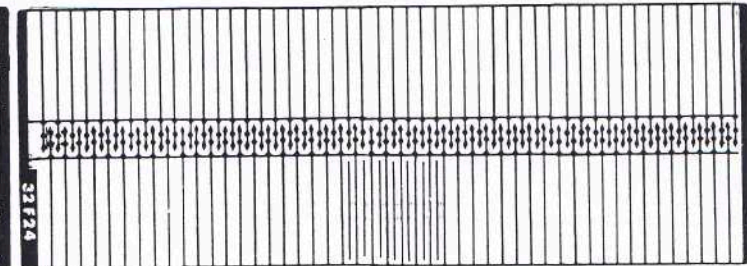
32F17. — 'Tropical' date, coconut, or narrow frond palm + instructions. Scale from 1:50 up.



32F23. — Assorted wrought iron gates and finials. — 15 THOU Brass.



32F18. — 'Tropical' fan fronded palm, both types of frond are surface etched for added detail. These fronds can be used as plants as well as trees - instructions are provided for either use. Trunks of 'Pineapple' texture, i.e. Date palm etc or smoother as for Coconut etc, are available. Packs are supplied as follows - Coconut top + 3 X extensions, Date top + 3 X extensions, 4 X Tops of either type, 4 X Extensions of either type. Many variations here.

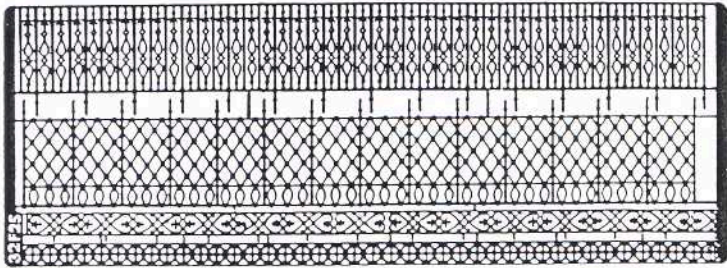


32F24. — Spear head cast iron railings. 7 X separate lengths - cut each into 3 X lengths 'approx' and fix with $\frac{3}{4}$ below base rail as embedding points. 15 THOU Brass.


SCALE LINK Catalogue Etchings

COPYRIGHT 1992

(E)




32F25.—Ornate cast iron balconies and flower box containers. 15TH Brass.




32F26.—Ornate cast iron tables and chairs + instructions. 15TH Brass.



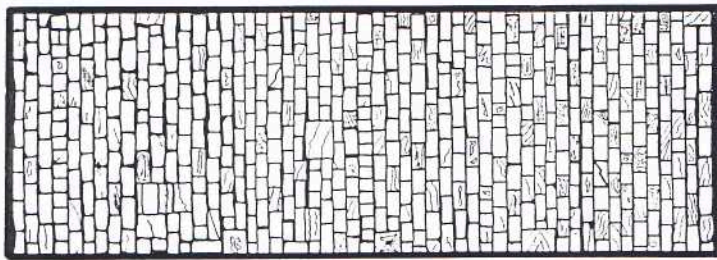
32F27.—Ornate cast and wrought iron railings for stately homes or chateau. 15TH Brass.
The outer frame contains pegs for fixing to the base rail for embedding.




SL32F28 Zig-Zag block paving. (For drive-ways, parking areas, pavements, roads etc.)
Pavé en Zig-Zag.
Verbundpflaster.



SL32F29 Continental-style pave. (For roads, parking areas etc.)
Pavé.
Pflaster.




SL32F30 Stone Block paving. (For roads, parking areas etc.)
Pavé.
Pflaster.



SL32F31 Anti-skid plate (Taken from German WW2 tank in Bovington Museum) Diamond.



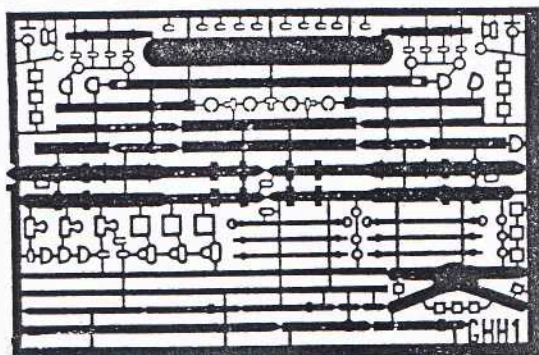
SL32F32 Anti-skid plate (Taken from German WW2 tank in Bovington Museum) Raised circles.



SL32F33 Anti-skid plate (Taken from German WW2 tank in Bovington Museum) Open crosses.

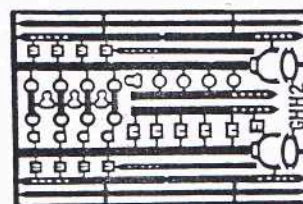
Scale Link 1914-1918 'GREAT WAR' Series

ETCHED HARNESS, BUCKLES, STIRRUPS, REINS etc.



SMGHH1 A Comprehensive selection of harness straps, buckles and clips, with surface-etch detail.

SMGHH2 Stirrups, reins, stirrup straps & a cast saddle.



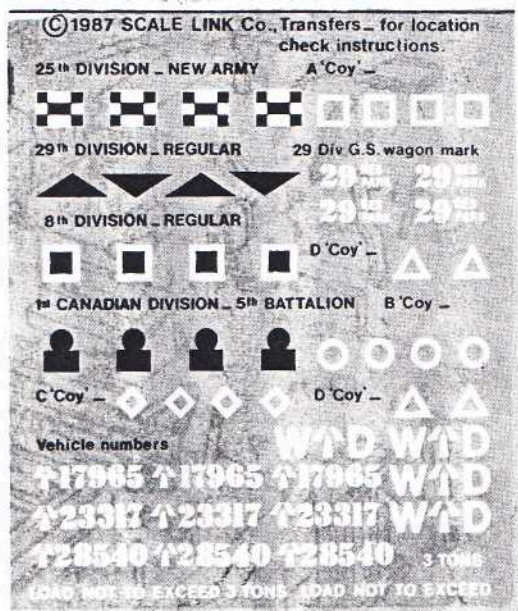
This etching is supplied with Cavalry & Draught Horses.

SLD01 Transfer sheet as supplied with the Rolls-Royce Armoured Car Kit No: SMEB/VK01.

Shown actual size.

SLD02 Transfer sheet as supplied with the French Renault FT17 Tank Kit No: SMEF/VK01.

Not illustrated.



SLD03 Transfer sheet as supplied with the Dennis Lorry Kit No: SMEB/VK05

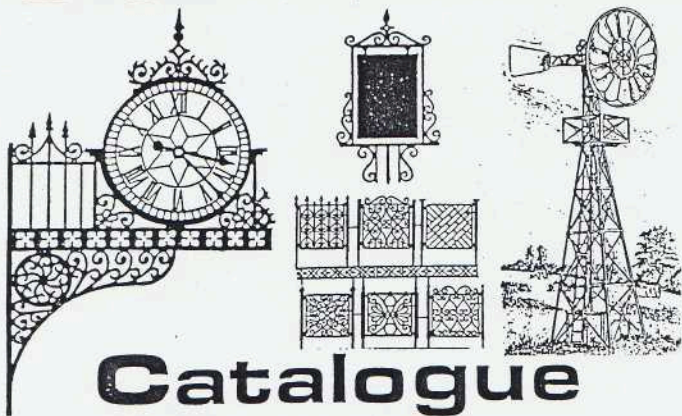
Shown actual size.

SLD04 Transfer sheet as supplied with the Mk IV Male Tank Kit No: SMEB/VK10

SLD05 Transfer sheet as supplied with the Female Tank Conversion Kit SMB/VP06

SLD04/SLD05 not illustrated.

Scale Link



Catalogue and guide.


ENGLISH -- FRANCAIS -- DEUTSCH



ETCHED BRASS FRETS

All contents of this catalogue and related products -
Scale Link copyright 1994/1995

Scale Link



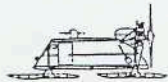
Catalogue and guide.



Whitemetal Castings

All contents of this catalogue and related products -
Scale Link copyright 1994/1995

L S



Rear of The TALBOT HOTEL, BLANDFORD ROAD,
IWERNE MINSTER, DORSET, DT11 8QN, U.K.
Telephone / FAX 01747 - 811817



'Lead Sled Models' are produced by SCALE LINK LIMITED



SSI

© SSI LTD

STENCILIT



STENCILS



Scale Link Limited
R/O The Talbot Hotel
Blandford Road, Iwerne Minster
Dorset DT11 8QN, England
Tel/Fax 0147 811817

