

ANDREA MINIATURES
COMPLETE FULL COLOUR CATALOGUE

2000



MODEL CONSTRUCTION KITS

MINIATURAS ANDREA - CATALOGO 2000

Fotografía: Raúl G. Nomaldía, Javier Huerta y Acción Press

Diseño y maquetación: Raúl G. Nomaldía y Javier Huerta

Corrección de textos en inglés: Catherine Mark

Impresión: Gráfica MAE

Fotomecánica: Imprico S. L.

Queda prohibida la reproducción total o parcial de fotografías y textos mediante impresión, fotocopia o cualquier otro sistema sin la autorización escrita de Soldier Express S. L.

INTRODUCTION

This new Andrea Miniatures catalogue is brought up in a year festooned of celebrations for the new millennium.

You won't find any commemorative "2000" piece among the figures released since the last edition of the catalogue, but rather the continuity of the long, intense process of evolution that has distinguished Andrea Miniatures since its creation.

The previous edition of the catalogue — published at the end of 1999 — went out of print very quickly, and made that the one you now hold in your hands probably our last catalogue of the century. Inside you will find miniatures produced in new sizes and materials, with novel, promising artists contributing with very appealing works and approaches.

The adventure of searching for new frontiers in the painting of miniatures continues unceasingly, and it is becoming difficult to imagine where the limits lie. The catalogue we present here contributes to this adventure, and will have met its goal if the painter of miniatures finds it easier to make a true celebration of the painting of each new figure.

INTRODUCCION

Este nuevo catálogo de Miniaturas Andrea surge en un año festoneado de celebraciones ante la inminencia del nuevo milenio.

Entre las incorporaciones habidas desde la última edición, no aparece figura alguna conmemorativa del nuevo siglo, sino la mera continuación del largo e intenso proceso evolutivo en la creación de miniaturas que ha caracterizado a Miniaturas Andrea desde el principio.

El agotamiento anticipado de la anterior edición del catálogo - publicado a finales de 1999- ha motivado que éste que ahora tiene entre sus manos sea con toda probabilidad el último catálogo del siglo. Las novedades que en él aparecen incluyen miniaturas producidas en nuevas escalas y materiales, mientras que nuevos y prometedores artistas contribuyen con obras y planteamientos de gran atractivo.

La aventura por la búsqueda de fronteras inéditas en la pintura artística de figuras continúa incesante y es difícil imaginar donde está el límite. El catálogo que ahora presentamos pretende contribuir a dicha aventura y habrá cumplido su cometido en la medida que ayude al pintor de miniaturas a hacer de la pintura de cada pieza una celebración.

THE CATALOGUE

This catalogue presents the complete range of our miniatures designed over the years, illustrated fully coloured. An index is included at the end of the catalogue, to make location of each product easier.

All products appear divided into SERIES, numbered in chronological release order, with the sole exception of the SERIES GENERAL, which encompasses different subjects with no specific inclusion in a particular "numbered series". The letter F in the code indicates a single figure (either foot or mounted); the letter A indicates an accessory within a particular series (even a figure can be coded A when it pertains to a previously-released kit); finally, the letter S denominates a "set", generally composed of two or more figures and/or accessories.

Figures labelled 54 mm are models in the larger size of the traditional 54 mm range designation. When figures appear labelled 1:32, they are modelled to be compatible with most AFV's in the market labelled 1:35 scale.

All products include complete instructions for assembly and painting and most also display a colour photo for reference.

The aim of "GALLERY" is to open a window from inside the Andrea Miniatures catalogue for some of those figures of acknowledged merit, either because they have received an award in an international modelling contest, or simply because they deserve the recognition of their evident high quality.

Space restrictions in the catalogue pages and even the difficulties in obtaining reproduction-quality photographic material on time obviously limit this section to being only a showcase for a few quality pieces representative of many.

By no means does the "GALLERY" section seek to designate any single figure as the best of the year or best in a particular contest. We hope rather to review pieces of outstanding craftsmanship, depending only on their availability and the criteria of the company staff.

EL CATALOGO

Este catálogo presenta las colecciones completas de miniaturas diseñadas durante estos años, ilustradas a todo color. Al final del catálogo aparece un índice para facilitar la localización de un producto en particular.

Todos los productos aparecen divididos en SERIES, numeradas cronológicamente por orden de aparición, con la única excepción de la SERIE GENERAL, que recoge temas diversos sin inclusión específica en alguna serie numérica. La letra F en el código indica que se trata de una figura sencilla (tanto a caballo como a pie); la letra A indica que se trata de un accesorio dentro de una serie en particular. Una figura puede aparecer también codificada con la letra A cuando ésta provenga de un kit editado previamente. Finalmente, la letra S denomina un "set" compuesto generalmente por una o más figuras y/o accesorios.

Las miniaturas etiquetadas como 54 mm. son modelos en el tamaño más grande dentro de la tradicional designación de 54mm. Cuando aparecen etiquetadas como 1:32, están modeladas para ser compatibles con la mayoría de los vehículos milita-

res disponibles en el mercado en escala 1:35.

Todos los productos incluyen instrucciones de montaje y pintura y, la mayoría de ellos una fotografía en color de referencia.

La intención de "GALERIA" es abrir una ventana desde el catálogo de Miniaturas Andrea a aquellas obras de reconocido mérito, bien porque han sido premiados en concursos internacionales, o simplemente porque merecen un reconocimiento en función de su evidente calidad.

Tanto la limitación de espacio como las eventuales dificultades para obtener en un momento dado material fotográfico con calidad suficiente para poder ser impreso, hacen que esta sección sea solamente una muestra entre muchos trabajos de calidad.

Bajo ningún concepto "GALERIA" pretende designar un trabajo en particular como el mejor del año, de un concurso en particular o algo similar, sino tan sólo reseñar trabajos de calidad según su disponibilidad y los criterios de la compañía.

THE HORSES COATS AND MINIATURE PAINTING

Despite the important role played by horses in military history, it is not unusual to find miniatures that are otherwise well-painted but fail to have a realistic look just because the painter did not achieve a correct representation of these animals. The aim of this article is to help modellers unfamiliar with horses to achieve satisfactory results.

There is a series of interesting basic notions regarding horses. We call "coat" the entire hairy surface covering the horse's body. Coats can be grouped as simple, which is that formed by hairs of one only colour, although with different shades, and compound, which is to say formed by hairs of different colours, either mixed or separated.



WHITE / BLANCO



**UPPER SURFACES
ZONAS SUPERIORES**
BASE / BASE:
 90% AC-06 +
 5% AC-11 + 5% AC-27
LIGHTS / LUCES:
 base + AC-06

**LOWER SURFACES
ZONAS INFERIORES**
BASE / BASE:
 80% AC-06 +
 10% AC-27 + 10% AC-20
SHADOWS / SOMBRAS:
 base + 5% AC-27 + 5%
 AC-11




CHESNUT / ALAZAN



**UPPER SURFACES
ZONAS SUPERIORES**
BASE / BASE:
 70% AC-40 + 30% AC-18
SHADOWS / SOMBRAS:
 50% AC-18 + 50% AC-40

**LOWER SURFACES
ZONAS INFERIORES**
BASE / BASE:
 90% AC-40 + 10% AC-18
LIGHTS / LUCES:
 AC-40




BLACK / NEGRO



**UPPER SURFACES
ZONAS SUPERIORES**
BASE / BASE:
 AC-27
LIGHTS / LUCES:
 base + 5% AC-05

**LOWER SURFACES
ZONAS INFERIORES**
BASE / BASE:
 80% AC-27 + 20% AC-19
SHADOWS / SOMBRAS:
 base + 5% AC-05





PIE BOLD / PINTO



**UPPER SURFACES
ZONAS SUPERIORES**
BASE / BASE:
 50% AC-17 +
 40% AC-18 + 10% AC-26
SHADOWS / SOMBRAS:
 AC-17

**LOWER SURFACES
ZONAS INFERIORES**
BASE / BASE:
 70% AC-18 + 30% AC-17
LIGHTS / LUCES:
 AC-18

SPOTS / MANCHAS:
 70% AC-06 + 30% AC-39



DAPPLE GREY / TORDO



**UPPER SURFACES
ZONAS SUPERIORES**

BASE / BASE:
 AC-19
LIGHTS / LUCES:
 base + 5% AC-05

**LOWER SURFACES
ZONAS INFERIORES**

BASE / BASE:
 90% AC-19 + 10% AC-06
SHADOWS / SOMBRAS:
 base + 5% AC-11



BAY / BAYO



**UPPER SURFACES
ZONAS SUPERIORES**
BASE / BASE:
 70% AC-17 +
 20% AC-27 + 10% AC-16
LIGHTS / LUCES:
 base + 5% AC-16

**LOWER SURFACES
ZONAS INFERIORES**
BASE / BASE:
 60% AC-17 + 40% AC-16
SHADOWS / SOMBRAS:
 base + 5% AC-16



Simple coats are white, chesnut and black. The compound coats are divided in coats of two separate colours (bay, coffee, mouse grey...), or two mixed colours, such as dapple grey, or even three, such as roan. Spotted coats are often classified as compounds, too.

Many different shades can be observed in any particular coat that are properly assigned to specific groups, with slight variations from one country to another. Hippology offers plenty of classifications for practically any aspect or feature regarding horses, and there are quite a number of excellent books available on the subject. They certainly deserve a look to improve our knowledge about horses. From the more pragmatic viewpoint of a painter of miniatures, however, we have chosen eight representative coats from this immense variety with the aim of supplying modellers with a compact little guide as an



APPALOOSA / APALOOSA

	UPPER SURFACES <i>ZONAS SUPERIORES</i>	
	BASE / BASE: 90% AC-02 + 10% AC-27	
	LIGHTS / LUCES: base + 5% AC-16	
	LOWER SURFACES <i>ZONAS INFERIORES</i>	
	BASE / BASE: 70% AC-02 + 20% AC-19 + 10% AC-16	
	SHADOWS / SOMBRAS: base + 5% AC-16 + 5% AC-11	
	SPOTS / MANCHAS: 90% AC-02 + 10% AC-27	



APPALOOSA / APALOOSA

	UPPER SURFACES <i>ZONAS SUPERIORES</i>	
	BASE / BASE: 90% AC-06 + 5% AC-39 + 5% AC-19	
	LIGHTS / LUCES: base + AC-06	
	LOWER SURFACES <i>ZONAS INFERIORES</i>	
	BASE / BASE: 50% AC-18 + 50% AC-27	
	SHADOWS / SOMBRAS: base + AC-27	
	SPOTS / MANCHAS: AC-18	




MOUSE GREY / CENICIENTO

	UPPER SURFACES <i>ZONAS SUPERIORES</i>	
	BASE / BASE: 50% AC-15 + 50% AC-19	
	LIGHTS / LUCES: base + 5% AC-06	
	LOWER SURFACES <i>ZONAS INFERIORES</i>	
	BASE / BASE: 60% AC-19 + 20% AC-11 + 20% AC-05	
	SHADOWS / SOMBRAS base + 5% AC-11 + 10% AC-27	

effective aid to solve or improve their painting of horses.

In general, it is important to notice that colour distribution on coats offers lighter and more intense colour on the horse's lower areas, such as the belly or the inner side of the leg; that is to say, those parts less exposed to the sun. Another important hint is the great richness of shades observed even in simples coats. A white horse, for example, can have blueish, pinkish or greyish shades. Missing this richness of colour usually ends up in dull horses, painted in just one colour, with later identical treatment of shadows and highlights all over the surface.

The right procedure would consist of the proper location of the different colour areas in a coat, then dealing with lights and shadows individually, as indicated in the accompanying picture. (1)




PIE BOLD / PINTO



**UPPER SURFACES
ZONAS SUPERIORES**
BASE / BASE:
 50% AC-17 +
 40% AC-18 + 10% AC-26
SHADOWS / SOMBRAS:
 AC-17

**LOWER SURFACES
ZONAS INFERIORES**
BASE / BASE:
 70% AC-18 + 30% AC-17
LIGHTS / LUCES:
 AC-18

SPOTS / MANCHAS:
 70% AC-06 + 30% AC-39



DAPPLE GREY / TORDO




**UPPER SURFACES
ZONAS SUPERIORES**

BASE / BASE:
 AC-19
LIGHTS / LUCES:
 base + 5% AC-05

**LOWER SURFACES
ZONAS INFERIORES**

BASE / BASE:
 90% AC-19 + 10% AC-06
SHADOWS / SOMBRAS:
 base + 5% AC-11



BAY / BAYO



**UPPER SURFACES
ZONAS SUPERIORES**
BASE / BASE:
 70% AC-17 +
 20% AC-27 + 10% AC-16
LIGHTS / LUCES:
 base + 5% AC-16

**LOWER SURFACES
ZONAS INFERIORES**
BASE / BASE:
 60% AC-17 + 40% AC-16
SHADOWS / SOMBRAS:
 base + 5% AC-16



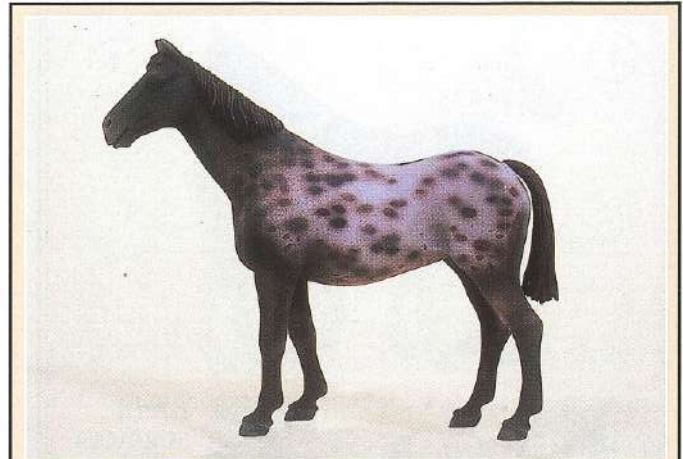
Simple coats are white, chesnut and black. The compound coats are divided in coats of two separate colours (bay, coffee, mouse grey...), or two mixed colours, such as dapple grey, or even three, such as roan. Spotted coats are often classified as compounds, too.

Many different shades can be observed in any particular coat that are properly assigned to specific groups, with slight variations from one country to another. Hippology offers plenty of classifications for practically any aspect or feature regarding horses, and there are quite a number of excellent books available on the subject. They certainly deserve a look to improve our knowledge about horses. From the more pragmatic viewpoint of a painter of miniatures, however, we have chosen eight representative coats from this immense variety with the aim of supplying modellers with a compact little guide as an



APPALOOSA / APALOOSA

	<p>UPPER SURFACES ZONAS SUPERIORES BASE / BASE: 90% AC-02 + 10% AC-27 LIGHTS / LUCES: base + 5% AC-16 LOWER SURFACES ZONAS INFERIORES BASE / BASE: 70% AC-02 + 20% AC-19 + 10% AC-16 SHADOWS / SOMBRAS: base + 5% AC-16 + 5% AC-11 SPOTS / MANCHAS: 90% AC-02 + 10% AC-27</p>	



APPALOOSA / APALOOSA

	<p>UPPER SURFACES ZONAS SUPERIORES BASE / BASE: 90% AC-06 + 5% AC-39 + 5% AC-19 LIGHTS / LUCES: base + AC-06 LOWER SURFACES ZONAS INFERIORES BASE / BASE: 50% AC-18 + 50% AC-27 SHADOWS / SOMBRAS: base + AC-27 SPOTS / MANCHAS: AC-18</p>	




MOUSE GREY / CENICIENTO

	<p>UPPER SURFACES ZONAS SUPERIORES BASE / BASE: 50% AC-15 + 50% AC-19 LIGHTS / LUCES: base + 5% AC-06 LOWER SURFACES ZONAS INFERIORES BASE / BASE: 60% AC-19 + 20% AC-11 + 20% AC-05 SHADOWS / SOMBRAS base + 5% AC-11 + 10% AC-27</p>	

effective aid to solve or improve their painting of horses.

In general, it is important to notice that colour distribution on coats offers lighter and more intense colour on the horse's lower areas, such as the belly or the inner side of the leg; that is to say, those parts less exposed to the sun. Another important hint is the great richness of shades observed even in simples coats. A white horse, for example, can have blueish, pinkish or greyish shades. Missing this richness of colour usually ends up in dull horses, painted in just one colour, with later identical treatment of shadows and highlights all over the surface.


The right procedure would consist of the proper location of the different colour areas in a coat, then dealing with lights and shadows individually, as indicated in the accompanying picture. (1)



Another defining element in a horse's colouring are the facial markings, which have different shapes. Some of the more common ones are illustrated here. (2).

Similar to the facial markings, socks or stockings are terms for the coloured areas on the lower parts of the legs (according to their length), and also add diversity. Again, the most common patterns are covered in this article. (3).

Finally, from the technical point of view, horses can be painted with acrylics, enamels or oils, or two or more techniques can be mixed.

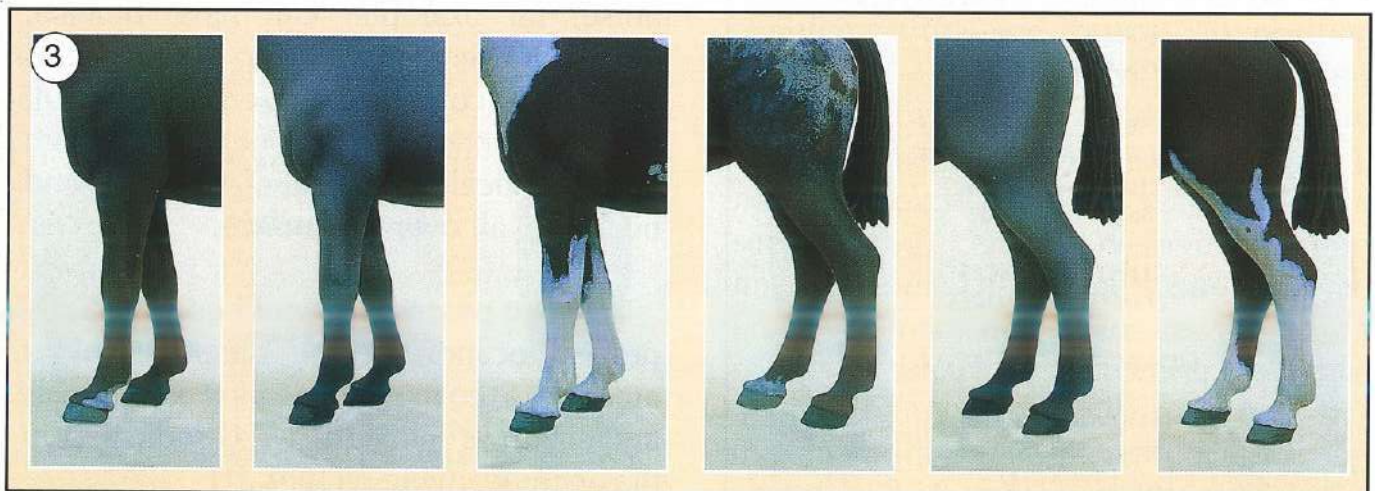


Similarly, excellent results can be achieved using conventional brushes or an air brush, or the combination of both.


Oils have traditionally been regarded as the ideal pigment vehicle for painting horses because of the satin finish, excellent blurring capability and long drying time. Nonetheless, the best blurring of colours is possible thanks to the airbrush, and modern acrylic paints offer results that are difficult to beat; complementary products can be added that permit longer drying times or any desired finish from dead flat to a glassy gloss. Because of this, the final choice is perhaps little more than a personal option; the painter's skill and knowledge remain the decisive factor.

The horses shown here were painted with a mixed technique of brush and airbrush, using exclusively acrylic colours.

When horses are painted entirely by



brush, there is a final point to be mentioned: the direction of hair growth, whose "lie" can be appreciated in the illustration enclosed (4). If strokes are applied following the direction of natural growth, we improve the perception of the horse's shape and obtain a more realistic look for the miniature.



Note: see colour chart on page 142.

LAS CAPAS DE LOS CABALLOS EN LA PINTURA DE MINIATURAS

A pesar del importante papel que los caballos han jugado en la historia militar, son frecuentes las ocasiones en que se encuentran miniaturas, por lo demás correctamente pintadas, que fallan en conseguir el deseado efecto de realismo, al no acertar el pintor en una correcta representación de estos animales. El objeto del presente artículo es ayudar al modelista no suficientemente familiarizado con los caballos a conseguir unos resultados satisfactorios.

Existen una serie de nociones básicas referidas a la coloración de los caballos que es interesante conocer. Se entiende por capa el conjunto de pelos que cubren el cuerpo del caballo. Las capas pueden distinguirse entre simples; formadas por pelos de un único color aunque con diferentes matices, y compuestas; es decir formadas por pelos de distintos colores, bien sean mezclados o separados.

Las capas llamadas simples son: blanca, alazán y negra. Las compuestas se subdividen en capas de dos colores separados (bayo, isabelino, leonado y ceniciento), de dos colores mezclados (tordo y overo o flor de melocotón) y de tres colores (roano). También se clasifican dentro de las capas compuestas la de los pelajes llamados manchados.

Dentro de una misma capa se pueden encontrar muchas tonalidades diferentes. Así una capa se denomina zaina cuando no presenta ningún tipo de mancha ni pelos blancos; rabicana cuando es baya, alazán, negra o isabelina salpicada de pelos blancos, rodada cuando se caracteriza por un color de fondo con manchas. De forma similar, cuando una capa torda presenta la cabeza y las patas negras se la llama cabeza de moro...

La hipología abunda en diversas clasificaciones como las anteriores y existen multitud de obras especializadas que pueden consultarse a los efectos. Sin embargo, desde un punto de vista más práctico para el pintor de miniaturas, hemos optado por escoger ocho tipos representativos entre la enorme variedad de caballos existentes con la intención de ofrecer una guía compacta que ilustre el problema de la pintura de caballos.

Con carácter general es importante notar que la distribución del color ofrece tonalidades más claras e intensas en las partes bajas del animal, tales como el vientre o el interior de las patas; es decir, aquellas partes menos expuestas al sol. Otro aspecto importante a tener en cuenta es la gran riqueza de tonalidades que se observa incluso en las capas simples. Un caballo blanco, por ejemplo, puede tener reflejos azulados, rosáceos o grises según los casos. La inadvertencia de tal riqueza de matices suele conducir a pintar los caballos enteramente con el mismo color para luego tratar luces y sombras de forma homogénea en toda la superficie.

El procedimiento correcto, por el contrario, consistiría en determinar la coloración de las distintas superficies que integran una determinada capa y tratar las sombras y luces de cada zona de manera diferenciada tal y como se aprecia en la ilustración. (1).

Otro elemento diferenciador en la coloración del caballo, es la mancha que aparece en la frente y que adopta distintas conformaciones. Las más comunes aparecen ilustradas en este artículo. (2).

Al igual que las manchas en la cabeza, los calzados o manchas de color en las patas diferencian a unos animales de otros

aportando diversidad. También se ilustran algunas de las más comunes. (3).


Por último, desde el punto de vista técnico, los caballos pueden pintarse igualmente con colores acrílicos, esmaltes u óleos, así como con combinaciones de dos o más técnicas. Excelentes resultados se pueden conseguir tanto con pincel como con aerógrafo o la combinación de ambas técnicas.

Tradicionalmente se ha estimado que el óleo es un pigmento ideal en la pintura de caballos por su acabado satinado, excelente capacidad de fundido y largo tiempo de secado. Por otra parte, el mejor fundido de colores lo facilita el aerógrafo y las pinturas acrílicas actuales ofrecen inmejorables resultados, así como productos complementarios tales como retardadores, para alargar el tiempo de fundido, y todo tipo de barnices. Por todo ello seguramente la elección de una u otra pintura es más que nada una opción personal, siendo quizás lo más importante la habilidad y conocimientos del pintor.

Los caballos aquí ilustrados han sido pintados con una técnica mixta de pincel y aerógrafo y colores acrílicos.

Cuando se pintan caballos enteramente a pincel hay un último aspecto importante a tener en cuenta: el de la dirección del pelaje de caballo, que se distribuye según la ilustración correspondiente. (4). Si damos las pinceladas de color procurando seguir el crecimiento natural del pelaje, mejoraremos la sensación de realismo y volumen en nuestra miniatura.

SERIES II
THE ARMY OF CHARLES V
&
SERIES III
THE GREAT WAR
(1914-18)



SERIES II

THE ARMY OF CHARLES V

54 mm



S2-F1
BOURGOGNE ARCHER



S2-F2
CROSSBOWMAN



S2-F3
HARQUEBUSIER



S2-F4
INFANTRY PIKEMAN

Landsknecht Artillery Train (1525)

An impressive miniature of a cannon from the army of Charles V

- * Over 100 white metal parts.
- * 2 realistic figures.
- * Painting guide and assembly instructions included.
- * Superdetailed resin base including tree.

CODE: S2-S02



Designed by: F. Andrea & F. G. Rada
Painted by: F. Rincón & D. Romero

54 mm
WHITE METAL
CASTINGS

SERIES II
THE ARMY OF CHARLES V

* Wooden bases not supplied with the kit



S2-F5
EMPEROR CHARLES V



S2-F6
INFANTRY DRUMMER



S2-F7
INFANTRY FIFER



S2-F8
LIEUTENANT



SERIES III

THE GREAT WAR (1914-18)

54 mm



S3-F1
INFANTRYMAN (PRUSSIA)



S3-F2
INFANTRYMAN (U.S.A.)



S3-F3
INFANTRYMAN (FRANCE)



S3-F4
INFANTRYMAN (U.K.)



S3-F5
CHASSEUR (FRANCE)



S3-F6
HUSSAR (PRUSSIA)



S3-F7
GERMAN INFANTRYMAN
WITH ARMOUR




S3-F8
MAJOR (U.K.)

* *Wooden bases not supplied with the kit*



S3-F9
CHEVAUXLEGER (BAVARIA)



S3-F10
T.E. LAWRENCE (1917)

WHITE METAL CASTINGS

SERIES IV

THE GOLDEN WEST




SERIES IV THE GOLDEN WEST

54 mm



S4 S1
GUNFIGHTER GLAMOUR



S4 S2
THE MARSHAL'S OFFICE (1880)



S4 S3
U.S. CAVALRYMAN
ON THE TRAIL

WHITE METAL
CASTINGS

**Wooden bases not
supplied with the kits*

SERIES IV THE GOLDEN WEST

- 17 -



S4 S4
THE RIVER MARAUDERS (1750's)

54 mm



Designed by: F. Andrea
Painted by: M. Ocaña

S4 S5
CUSTER'S LAST STAND

SERIES IV
THE GOLDEN WEST

STAGECOACH

A READY TO BUILD MINIATURE OF STAGECOACH FROM THE OLD WEST



Designed by: Fernando Andrea, Carlos Andrea & Baldomero Sáiz / Painted by: Baldomero Sáiz

- * FOUR HORSES COMPLETE WITH HARNESS REINS AND HITCH CHAINS.
- * OVER 170 COMPLETELY FORMED WHITE METAL PARTS.
- * CAST RESIN GROUND BASE.
- * PHOTO ETCHED REINS.
- * TRANSFER FOR DECORATION.
- * SEVEN REALISTIC FIGURES (DRIVER, SHOTGUN RIDER AND PASSENGERS)
- * LUGGAGE.
- * INSTRUCTIONS IN ENGLISH/ ESPAÑOL/ FRANCAIS/ DEUTSCH.

Code S4S6



**Wooden base not included. It is sold separately*

54 mm

STAGECOACH DETAILS




WHITE METAL
CASTINGS

SERIES IV

THE GOLDEN WEST

- 21 -



54 mm

S4 S8
CONVERSION SET FOR S4 S6 STAGECOACH



54 mm

S4 S7
SHOT DOWN

SERIES IV THE GOLDEN WEST

54 mm



S4 F1
SIOUX CHIEF



WHITE METAL
CASTINGS

SIOUX ATTACK



S4 F2
SIOUX WARRIOR LOADING CARBINE

SERIES IV

THE GOLDEN WEST

- 23 -

SIoux ATTACK





S4 F3
SIoux WARRIOR SHOOTING ARROW



54 mm

WHITE METAL
CASTINGS



S4 F4
SIoux WARRIOR SHOOTING CARBINE



S4 F5
SIoux WARRIOR FALLING DOWN




WHITE METAL
CASTINGS

SERIES IV

THE GOLDEN WEST



S4 F6
THE DUKE



S4 F7
COWBOY

54 mm



S4 A16
WESTERN FACADE

SERIES IV THE GOLDEN WEST


- 25 -
WHITE METAL
CASTINGS



S4 F8
THE SHOOTIST



54 mm



S4 F9
WYATT EARP


SERIES IV

THE GOLDEN WEST


54 mm

WHITE METAL
CASTING

S4 F10
FORT APACHE




S4 F11
THE MAN
WITH NO NAME



S4 F12
¡ VIVA ZAPATA !



SERIES IV THE GOLDEN WEST



S4 F13
REWARD



S4 F14
JEREMIAH JOHNSON

54 mm WHITE METAL CASTING



S4 F15
HIGH NOON

*Designed by: A. Terol
Painted By: D. Romero*



S4 F16
PALE RIDER

*Designed by: A. Terol
Painted By: F. Rincón*

SERIES IV THE GOLDEN WEST

- 28 -



**S4-F17
MOHAWK WARRIOR**
*Designed by: R. Patton
Painted by: D. Romero*

**WHITE METAL
CASTINGS**



**S4 F19
SIOUX CHIEF**
*Designed by: R. Patton
Painted by: F. Rincón*



**S4 F18
APACHE WARRIOR**
*Designed by: R. Patton
Painted by: D. Romero*



**S4 F20
BUFFALO DANCER**
*Designed by: R. Patton
Painted by: L. Gómez Platón*

54 mm



**S4 F21
MOHAWK WARRIOR II**
*Designed by: R. Patton
Painted by: S. Blázquez*


SERIES V

THE SECOND WORLD WAR (1939-45)

&

SERIES VI

COMPLETE DIORAMAS



SERIES V

THE SECOND WORLD WAR (1939-45)

- 30 -



DIORAMA CONSTRUCTED COMBINING
KITS S5 S7 AND S5 F1



S5 S7
GOOSE-STEPPING SS L.A.H.

54 mm
WHITE METAL
CASTINGS



S5 F1
LEIBSTANDARTE SS ADOLF HITLER

SERIES V
THE SECOND WORLD WAR (1939-45)

WHITE METAL
CASTINGS

- 31 -



S5 F2
U.S. MARINE



S5 F3
GERMAN OFFICER



S5 F4
INFANTRYMAN



S5 F5
PANZER LEUTNANT



S5 F6
MOTORCYCLIST



S5 F7
GERMAN SKI RIFLEMAN



S5 F8
MG 42 GUNNER



S5 F9
G.S. WITH FLAME
THROWER



S5 F10
PANZER PIONIERS



S5 F11
KAMIKAZE (1944)



S5 F13
FALLSCHIRMJÄGER
SNIPER (1941)

SERIES V

THE SECOND WORLD WAR (1939-45)

WHITE METAL
CASTINGS 1:32



S5 F14
LUFTWAFFE MAJOR
(W. MÖLDERS)



S5 F15
BRITISH R.M.
COMMANDO OFFICER



S5 F16
U.S. MARAUDER
(BURMA 1944)



S5 F17
U.S. PARATROOPER
(NORMANDY 1944)



S5 F18
BRITISH GUARDS
OFFICER




S5 F19
WAFFEN-SS
OFFICER



S5 F20
FALLSCHIRMJÄGER



S5 F21
R.A.F. AIR GUNNER



S5 F22
BRITISH CHINDIT



S5 F23
FRENCH RESISTANCE
WOMAN



S5 F24
RUSSIAN PARTISAN



S5 F25
BRITISH SAS OFFICER

SERIES V

THE SECOND WORLD WAR (1939-45)

WHITE METAL
CASTINGS

- 33 -



S5 F26
US TANK MAN



S5 F27
US STAFF SERGEANT



S5 F29
FALLSCHIRMJÄGER



S5 F30
JAPANESE INFANTRYMAN



S5 F31
GERMAN INFANTRYMAN



S5 F32
GERMAN INFANTRYMAN



S5 F33
GERMAN PARATROOPER



S5 F34
WAFFEN SS INFANTRYMAN



S5 F12
FLORIAN GEYER



S5 F28
GERMAN KETTLE DRUMMER

1:32

SERIES V

THE SECOND WORLD WAR (1939-45)



S5 S8
OFF DUTY



S5 F35
OBERSTURMFÜHRER, 1945



S5 F36
GERMAN PARATROOP MAJOR, 1944

1:32

SERIES V

THE SECOND WORLD WAR (1939-45)

- 35 -




S5 F38
AFRIKA KORPS



S5 F37
GERMAN INFANTRY




S5 F39
GERMAN SS GENERAL, 1942



S5 F40
GERMAN SS OFFICER, 1936



S5 F41
GERMAN SOLDIER, 1941 "MULTIPOSE"



S5 F42
PANZER GRENAIER, 1940

SERIES V


THE SECOND WORLD WAR (1939-45)



U-Boat VII c

A SUPER-DETAILED WWII U-BOAT 7c CONNING TOWER

CODE S5S9




1/32 RESIN AND METAL MODEL CONSTRUCTION KIT (COMPATIBLE WITH 1/35 MODELS)

- * RESIN CONNING TOWER AND HULL SECTION
- * OVER 140 WHITE METAL PARTS
- * 5 LIFE-LIKE FIGURES WITH INTERCHANGEABLE HEADS
- * PHOTO-ETCHED DECK AND SUPER-DETAILING
- * FULL-COLOUR TRANSFERS FOR ALTERNATIVE DECORATION
- * FULL-COLOUR PRINTED FLAGS AND PENNANTS

1/32

SERIES V
THE SECOND WORLD WAR (1939-45)


U-Boat VIIc
Wolf of the Seas



1/32

SERIES V

THE SECOND WORLD WAR (1939-45)





1/32



U-Boat VIIc

Wolf of the Seas



SERIES V

THE SECOND WORLD WAR (1939-45)



S5 S1
GERMAN INFANTRY WALKING SET



MULTIPOSE



S5 S2
GERMAN INFANTRY WALKING SET II



SERIES V

THE SECOND WORLD WAR
(1939-45)



S5 S3
WAFFEN SS MG 42 TEAM

1:32



S5 S4
THE DOGFIGHT
(GUADALCANAL, 1942)



S5 S6
LILI OF THE LAMPLIGHT



S5 S5
D-DAY
AFTER

SERIES VI

COMPLETE DIORAMAS

RESIN/METAL CASTINGS



S6 S1
SAT CONG MISSION

1:35

SERIES VII

The Napoleonic Wars



SERIES VII

The Napoleonic Wars

Waterloo 1815



54 mm

S7 S01



*An outstanding rendition
of the Napoleon's Imperial
Guard during their last
stand at Waterloo*

- * 6 superb figures and a horse cast in white metal.
- * Superdetailed resin base.
- * Uniform's painting guide.
- * Colour flag included.




SERIES VII

The Napoleonic Wars

54 mm

French Napoleonic Line Artillery Train, 1808 - 1813




** Over 250 white metal parts.*

** 3 realistic figures.*

** Superdetailed resin base including tree.*

** 6 horses complete with harness reins and hitch chains.*

** Painting guide and assembly instructions included.*



Designed by: E. Andrea & B. Saiz
Painted by: D. Romero, B. Saiz, S. Blázquez & E. Jorganes

SERIES VII

The Napoleonic Wars



S7 F1
FRENCH IMPERIAL GUARD
GRENADIER



S7 F2
FRENCH 4th HUSSAR
(1813)



S7 F3
MAJOR 2nd DE LIGNE
1809



S7 F4
92nd GORDON HIGHLANDERS
1815



S7 F5
SPANISH GUERRILLERO
1807-1814

SERIES VII
The Napoleonic Wars



S7 F6
TRUMPETER
OF THE 9th (BIS) HUSSARS



S7 F7
BRITISH OFFICER

S7 F8
VOLTIGEUR 3e DE LIGNE
1809



WHITE METAL
CASTINGS



S7 F9
BRITISH DRUMMER
1812



S7 F10
FRENCH OFFICER
4th DRAGOONS
1812

The Napoleonic Wars

Choice of two optional heads included

Photoetched parts for super-detail including numbering, sabretaches and plates for 12 regiments


Full colour assembly and painting guide

A Charge of Hussars

A collection of five fully interchangeable horses and riders permitting the creation of endless variations.

54 mm

WHITE METAL CASTINGS



S7 F11
HUSSAR
STANDARD BEARER

Choice of printed colour flags for 12 regiments included



S7 F12
HUSSAR TROOPER I






S7 F13
HUSSAR TROOPER II



S7 F14
HUSSAR TRUMPETER



S7 F15
HUSSAR
LIEUTENANT



SERIES VII

The Napoleonic Wars

- 50 -



S7-F17
TRUMPETER OF CUIRASSIERS
(1809-1812)



S7-F18
SHARPE




S7-F19
NAPOLEON I
IN OVERCOAT

WHITE METAL CASTINGS

54 mm



S7-F16
POLISH LANCER
(1810-1814)



S7-F20
FRENCH CARABINIER (1812)

Designed by: C. Andrea
Painted by: D. Romero

SERIES GENERAL



SERIES GENERAL

WHITE METAL
CASTINGS



54 mm

SG F18
THE DRAGON KNIGHT
(1350)



Designed by: F. Rada & F. Andrea
Painted by: F. Rincón

SG S05
ROMAN CATAPULT (70 AD)

Resin base included

54 mm



SG F13
HAMIAN ARCHER (125 AD)




SG F10
LEGIONARY INFANTRYMAN
(125 AD)



SG F14
SENON CHIEF (300 BC)

WHITE METAL CASTINGS



SG F15
PRAETORIAN TRIBUNE (125 AD)



SG F16
SIGNIFER (14 AD)

SERIES GENERAL

- 54 -



SG F17
THE MARIUS' MULE (125 AD)

54 mm
WHITE METAL
CASTINGS



SG F12
ROMAN CAVALRYMAN (125 AD)



SG F26
ROMAN GENERAL (125 AD)





SG S2
THE SCORPION (125 AD)

54 mm

**Wooden bases not
supplied with the kit*



SG S3
ROMAN WAR-CHARIOT (125 AD)

SERIES GENERAL



SGF23

ROMAN LEGIONARY IN BATTLE (125 AD)


*Designed by: Fernando Andrea
Painted by: Mario Ocaña*



SGF24

ROMAN CENTURION IN BATTLE (125 AD)

*Designed by: Fernando Andrea
Painted by: Mario Ocaña*



SGF25

CELTIC WARRIOR (125 BC)

*Designed by: Fernando Andrea
Painted by: Mario Ocaña*


54 mm
WHITE METAL
CASTINGS



SGF22

ROMAN SOLDIER IN CAMP (125 AD)

*Designed by: Fernando Andrea
Painted by: Mario Ocaña*



SGF21

CANADIAN MOUNTED POLICE (1970)

*Designed by: Fernando Andrea
Painted by: Mario Ocaña*



54 mm SG F1
HUSSAR OF ARLABAN



54 mm SG F2
GUARDIA CIVIL



54 mm SG F2
SPANISH ARMY
(VARIATION)



1:32 SG F8
US. HALO PARACHUTIST



1:32 SG F9
RUSSIAN PARATROOPER



54 mm SG F3/4
THE DUELLISTS (1643)



1:32 SG F5
STREET FIGHTER



1:32 SG F6
VIETNAM BLUES




1:32 SG F7
AFGHAN GUERRILLA
FIGHTER




1:32 SG F11
U.S. INFANTRYMAN

SERIES GENERAL




SG F19
CAMEL CORPS TROOPER (SUDAN, 1884-1885)





SG F29
MARCHING ROMAN SOLDIER
(1st c BC)

54 mm




SG F28
BEAU GESTE

WHITE METAL CASTINGS



SG F27
1930's
ADVENTURE






SG F30
EL ENMASCARADO



SG F32
ROB ROY

54 mm

SG F31
THE BARBARIAN



WHITE METAL
CASTINGS




SG F33
BRITISH CHIEFTAIN
I B.C.

SERIES GENERAL



SG F34
ROMAN SOLDIER
I B.C.

54
mm



SG F35
CYBORG 2020

*Designed by: A. Terol
Painted by: D. Romero*

WHITE METAL CASTINGS



Designed by: A. Terol

SG F37
DANCING WITH WOLVES

Painted by: D. Romero

SG F36
FRANKENSTEIN

*Designed by: A. Terol
Painted by: D. Romero*



54
mm




SG F38
PRAETORIAN GUARD
(c 50 A.D.)


*Designed by: M. Perrot
Painted by: S. Blázquez*

SG F39
UNION DRUMMER, 1863

*Designed by: A. Terol
Painted by: F. Rincón*



WHITE METAL CASTINGS



SG S1
THE JUNGLE MEAL


1:32

CARTHAGINIAN WAR ELEPHANT

● ZAMA 202 B.C. ●



AN ACCURATE MINIATURE OF ONE OF HANNIBAL'S
GREAT WAR ELEPHANTS.




CODE SGS4

54 mm
METAL MODEL
CONSTRUCTION KIT

- OVER 110 WHITE METAL PARTS
- RESIN CAST BASE



CODE SGS4



WHITE METAL
CASTINGS



54 mm





SERIES GENERAL


THE CROWN JEWEL (1880's)

Code SGF 20

54 mm



THE ROMAN ARMY IN 30 mm




THE ROMAN ARMY



RA 001
LEGIONARY (3 UNITS)



RA 002
CENTURION



RA 003
TRIBUNES

30 MM



RA 004
SIGNIFER



RA 005
CORNICEN



RA 006
AQUILIFER

WHITE METAL
CASTINGS

30 MM



RA 007
ROMAN SOLDIER IN BATTLE (I)



RA 008
ROMAN SOLDIER IN BATTLE (II)



RA 009
ROMAN SOLDIER THROWING PILUM



RA 010 (3 UNITS)
PRAETORIAN GUARD



RA 011
TURTLE



RA 012
THE SCORPION

WHITE METAL
CASTINGS

THE ROMAN ARMY

- 68 -



RA 013
FIGHTING ROMAN AND BARBARIAN (I)



RA 014
FIGHTING ROMAN AND BARBARIAN (II)

MULTIPOSE



RA 015
WOUNDED ROMANS

30
MM



RA 016
FIGHTING ROMAN AND BARBARIAN (III)



RA 017
FIGHTING ROMAN AND BARBARIAN (IV)

THE ROMAN ARMY

- 69 -



RA 018
ROMAN CAVALRY OFFICER




RA 019
ROMAN CAVALRY SOLDIER



RA 020
BARBARIAN WARRIORS (I)

**WHITE METAL
CASTINGS**

30 MM



RA 021
BARBARIAN WARRIORS (II)

THE ROMAN ARMY



RA 022
ROMAN CATAPULT



HIGHLY DETAILED 30 MM FIGURES SUITABLE FOR COLLECTION AND DISPLAY IN FORMATION

Medieval Knights Series



Medieval Knights Series



SM-F01

EDWARD, THE BLACK PRINCE (1330-1376)

*Designed by: Jesús González
Painted by: Raúl G. Latorre*



SM-F02

SIR ROGER DE TRUMPINGTON (1289)

*Designed by: Adriano Laruccia
Painted by: Rodrigo H. Chacón*



SM-F03

TEUTONIC KNIGHT (1360)

*Designed by: Jesús González
Painted by: R.G. Latorre/R. H. Chacón*

WHITE METAL
CASTINGS



SM-F04

KNIGHT (1280)

*Designed by: Jesús González
Painted by: Luís G. Platón*

Medieval Knights Series

- 73 -



SM-F05
SAMURAI (1300)
Designed by: Jesús González
Painted by: Luis Gómez Platón

54 mm



SM-F06
SIR JOHN DE CREEK (1325)
Designed by: Jesús González
Painted by: Rodrigo H. Chacón

Medieval Knights Series

- 74 -




54 mm

SM-F07
CROSSBOWMAN (1480)
Designed by: Jesús González
Painted by: Baldomero Sáiz



WHITE METAL
CASTINGS




SM-F08
ITALIAN KNIGHT (1450)
Designed by: Jesús González
Painted by: Baldomero Sáiz


Medieval Knights Series

- 75 -

FLAG AND TRANSFERS INCLUDED



SM F09 - KNIGHT IN ARMOUR (1520)
Designed by: F. Andrea
Painted by: F. Rincón



SM F10 - BRAVEHEART (1297)
Designed by: A. Terol
Painted by: J. Escarré



SM F11 - SAMURAI ARCHER (1300)
Designed by: A. Terol
Painted by: F. Rincón

54 mm

WHITE METAL
CASTINGS



SM F12 - NORMAN KNIGHT (1180)
Designed by: A. Terol
Painted by: F. Gallardo

Medieval Knights Series



SM F13 - ARABIAN WARRIOR (1250)
Designed by: A. Terol
Painted by: J. Gamarra




SM F14 - SAMURAI COMMANDER
Designed by: A. Terol
Painted by: F. Rincón

54 mm



Two heads included

SM F15 - EL CID
Designed by: A. Terol
Painted by: F. Rincón



SM F16 - KING ARTHUR
Designed by: A. Terol
Painted by: F. Rincón



SM F17
ROBIN HOOD



TREE INCLUDED

Designed by: A. Terol
Painted by: F. Rincón

54 mm

WHITE METAL
CASTINGS



SM F18
NORMAN KNIGHT
(HASTINGS, 1066)

Designed by: F. Andrea
Painted by: F. Gallardo

Medieval Knights Series



SM F19
THE NAME OF THE ROSE

*Designed by: A. Terol
Painted by: F. Rincón*



**WHITE
METAL
CASTINGS**



54 mm

SM F20
MUSLIM
HORSE-ARCHER

*Designed by: J. M. González
Painted by: F. Rincón*



Medieval Knights Series

- 79 -



SM F21
VIKING WARRIOR
(900)

*Designed by: R. Patton
Painted by: F. Rincón*



**WHITE
METAL
CASTINGS**

**54
mm**



*Designed by: M. Gillespie
Painted by: F. Rincón*

SM F22
TEMPLAR KNIGHT
(1200)



Medieval Knights Series



SM F23
KNIGHT WITH AXE

*Designed by: M. Gillespie
Painted by: D. Romero*

54
mm



SM F24
ITALIAN KNIGHT (1300)


*Designed by: T. Castaños
Painted by: S. Blázquez*



SM F25
THE WAR LORD

*Designed by: A. Terol
Painted by: J. Gamarra*

WHITE METAL
CASTINGS



Medieval Knights Series

- 81 -



54
mm

SM F26
WOUNDED VIKING WARRIOR

*Designed by: M. Blank
Painted by: F. Gallardo*



SM F27
WELSH CHIEFTAIN (1270's)

*Designed by: T. Castaños
Painted by: S. Blázquez*




SM F28
FRANKISH WARRIOR (850)

*Designed by: T. Castaños
Painted by: S. Blázquez*

WHITE
METAL
CASTINGS

Medieval Knights Series



SM S01
THE BLACK PRINCE AT CRECY

*Designed by: F. Andrea
Painted by: F. Rincón*



SM S02
THE TROPHY
OF THE SAMURAI

*Designed by: A. Terol
Painted by: E. Jorganes*



Trebuchet, 1460

An accurate miniature of a medieval war machine

Over 90 white metal parts
Seven realistic figures
Resin ground base



54
mm



SM S03



Agincourt (1415)


A superb vignette of the famous battle in the Hundred Year's War

Over 33 white metal parts.

Two painting versions: French and English.

Two printed colour flags included:

French and English.



SM S05

**WHITE METAL
CASTINGS**


*Designed by: M. Perrot
Painted by: D. Romero (English version)
S. Blázquez (French version)*



The Viking Longship

- 85 -

An impressive miniature of a viking long ship







- * Shield colour patterns.
- * Wooden mast, sail and strings included.
- * Measurements: 57 cm. length
36 cm. height - 16 cm. width.
- * 17 figures.
- * Resin ship hull.
- * Over 224 white metal parts.

Code: SM-S04

54 mm

Resin and metal model
construction kit







Medieval Knights Series




54 mm

Resin and metal model construction kit



Designed by: F. Andrea & B. Sáiz
Painted by: F. Rincón, J. Cabos & S. Blázquez



The Dragon Ship
CODE: SMS04

© ANDREA MARTÍNEZ 1996 - ALL RIGHTS RESERVED



SERIES XIII

CLASSICS IN 90 mm





SERIES VIII

CLASSICS IN 90 mm



S8 F1
KNIGHT TEMPLAR

SERIES VIII

CLASSICS IN 90 mm

WHITE METAL
CASTINGS

90 mm




S8 F2
CONQUISTADOR (MEXICO, 1519)

90 mm

SERIES VIII

CLASSICS IN 90 mm

- 93 -



S8 F3
CRAZY HORSE (1876)

SERIES VIII

CLASSICS IN 90 mm

WHITE METAL
CASTINGS



S8 F4
MUSKETEER (1643)

90 mm

SERIES VIII

CLASSICS IN 90 mm

- 95 -

90 mm



S8 F5
AZTEC CAPTAIN (MEXICO, 1521)

SERIES VIII

CLASSICS IN 90 mm



WHITE METAL
CASTINGS



S8 F6
HOPLITE (460 BC)

90 mm

SERIES VIII


CLASSICS IN 90 mm

WHITE METAL
CASTINGS

- 97 -



90 mm



S8 F7
ROMAN LEGIONARY (125 A.D.)

SERIES VIII

CLASSICS IN 90 mm

WHITE METAL
CASTINGS



S8 F8
DOPPELSÖLDNER (1520)

90 mm

SERIES VIII

CLASSICS IN 90 mm

WHITE METAL
CASTING




S8 F9
ENGLISH ARCHER (1475)

90 mm

SERIES VIII

CLASSICS IN 90 mm

90 mm
WHITE METAL
CASTINGS



S8 F10

U.S. CAVALRY OFFICER (1876)


Designed by: Jesús González

Painted by: Jesús Gamarra

SERIES VIII

CLASSICS IN 90 mm

- 101 -



WHITE METAL
CASTINGS

90 mm



S8 F11
MOUNTAIN MAN (1860)

SERIES VIII

CLASSICS IN 90 mm

WHITE METAL
CASTINGS



S8F12
ZULU WARRIOR (1879)

*Designed by: Rafael Jiménez
Painted by: Baldomero Sáiz*

90 mm

SERIES VIII
CLASSICS IN 90 mm



S8F13
APRES LA REVOLUTION (1794)

*Designed by: Emilio Arredondo
Painted by: Miguel del Rey/Raúl G. Latorre*



90 mm

**WHITE METAL
CASTINGS**

SERIES VIII

CLASSICS IN 90 mm




S8F14

German Gothic Knight (1480)

Designed by: Fernando Andrea

Painted by: Baldomero Sáiz



WHITE METAL
CASTINGS
90 mm



S8 F15

BRITISH COLOUR SERGEANT, 2nd BATTALION, 24th REGIMENT (RORKE'S DRIFT)

Designed by: Jesús Ara

Painted by: Luis Gómez Platón

SERIES VIII

CLASSICS IN 90 mm



S8F16

KNIGHT, c. 1300

*Designed by: Fernando Andrea & Carlos Andrea
Painted by: Baldomero Sáiz*

90 mm

SERIES VIII

CLASSICS IN 90 mm

- 107 -



WHITE METAL
CASTINGS



SB F17

GERMAN INFANTRYMAN (1941)

*Designed by: Fernando Andrea
Painted by: Fidel Rincón*

90 mm

SERIES VIII
CLASSICS IN 90mm




S8 F18
NAPOLÉON À FONTAINEBLEAU
Designed by: Carlos Andrea
Painted by: Rodrigo H. Chacón

SERIES VIII



CLASSICS IN 90 mm

- 109 -

Blackbeard



90 mm



WHITE METAL
CASTINGS

S8-F19

BLACKBEARD

Figure designed by: Mike Good



Scenery designed by: M. & R. Milla

Painted by: F. Rincón

SERIES VIII

CLASSICS IN 90 mm

WHITE METAL
CASTINGS



S8 F20 - PRUSSIAN OFFICER (1762)
Designed by: S. Blanco, F. Andrea & E. Arredondo
Painted by: F. Rincón



90 mm

SERIES VIII

CLASSICS IN 90 mm

WHITE METAL
CASTINGS

- 111 -



S8 F21 - CRUSADER (1250)

Designed by: J. M. González


Painted by: D. Romero

90 mm

SERIES VIII

CLASSICS IN 90 mm

WHITE METAL
CASTING



*Designed by: J. Ara
Painted by: F. Rincón*



S8 F22
SAMURAI WARRIOR (1300)

90 mm

SERIES VIII

CLASSICS IN 90 mm

- 113 -

WHITE METAL
CASTING



S8 F23
FRENCH IMPERIAL GUARD GRENADIER


Designed by: E. Riquelme & F. Andrea
Painted by: F. Rincón

90 mm

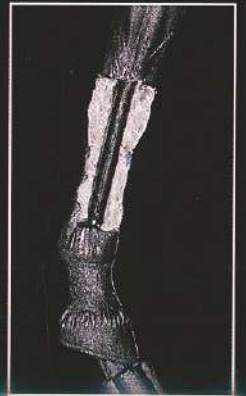
SERIES VIII

CLASSICS IN 90 mm

- 114 -



No leaning or bending possible, due to a 2 mm thick steel rod cast inside the horse's leg.



**WHITE METAL
CASTINGS**

S8 F24
FRENCH HUSSAR (1813)

*Designed by: J. M. González
Painted by: D. Romero & B. Sáiz*

90 mm

SERIES VIII

CLASSICS IN 90 mm

- 115 -



90 mm

WHITE
METAL
CASTING



S8 F25

VIKING CHIEF (c. 900)


*Designed by: L. F. Martín
Painted by: S. Blázquez*

- 116 -

SERIES VIII

CLASSICS IN 90 mm

A SUPER-DETAILED WWII GERMAN MOTORCYCLE



S8 S01 - BMW R75 WITH SIDECAR

OVER 170 WHITE METAL PARTS
2 REALISTIC FIGURES
PHOTO-ETCHED SUPER-DETAILING
TRANSFERS
RESIN CAST BASE

90 mm
1:18 scale

SERIES IX

THE BUST COLLECTION




- 118 -

SERIES IX
THE BUST COLLECTION

1/8 scale

S9-B01
LT. COL. GEORGE A. CUSTER (1873)



**SHOW LARGER THAN
REAL SIZE**

1/8 scale



**WHITE METAL
CASTINGS**

S9-B02
GERMAN INFANTRYMAN



SERIES IX
THE BUST COLLECTION

- 119 -



S9-B03
SAMURAI WARRIOR
Designed by: L. F. Martín & F. Andrea
Painted by: D. Romero

**SHOWN LARGER
THAN REAL SIZE**

1/8 scale

**WHITE METAL
CASTINGS**

S9-B04
LONG JOHN SILVER
Designed by: G. González Fraile
Painted by: F. Rincón



SERIES IX

THE BUST COLLECTION



**SHOWN LARGER
THAN REAL SIZE**

S9-B05
ADOLF GALLAND (1912 - 1996)
Designed by: L. F. Martín
Painted by: F. Rincón

1/8 scale



S9-B06
ROMAN CENTURION
(50 A. D.)
Designed by: M. Ruiz
Painted by: F. Rincón

SERIES IX
THE BUST COLLECTION

- 121 -

1/8 scale

**WHITE METAL
CASTING**




S9 B07
THE DUKE
Designed by: G. González Fraile
Painted by: F. Rincón

**SHOWN LARGER
THAN REAL SIZE**

NEW SIZE
1/10 scale


**RESIN
CASTING**

S9 B08
FLOWER POWER
Designed by: L. F. Martín
Painted by: D. Romero



SERIES IX

THE BUST COLLECTION



S9 B09
LANCIERS POLONAIS (1810)
Designed by: L. F. Martín
Painted by: R. Hernández Chacón

RESIN AND METAL CASTING

1/10 scale

S9 B10
SITTING BULL
Designed by: L. F. Martín
Painted by: R. Hernández Chacón




SERIES X

RESIN FIGURES IN 120 mm



SERIES X

THE RESIN COLLECTION



S10 F01
THE WAR LORD (1100)
NORMAN WARRIOR

**WHITE METAL
CASTINGS**

*Designed by: L. F. Martín & S. Blanco
Painted by: J. Cabos*

120 mm

SKY WARRIORS





SKY WARRIORS



SW 01
GERMAN ACE I
(A. Galland)



SW 02
GERMAN ACE II
(Marseille)



SW 03
GERMAN FIGHTER
PILOT



SW 04
GERMAN PILOT
IN COCKPIT



SW 05
GERMAN PILOT
AT REST I



SW 06
GERMAN PILOT
AT REST II
(winter dress)



SW 07
GERMAN PILOT
RUNNING I



SW 08
GERMAN PILOT
RUNNING II



SW 09
GERMAN PILOTS AT REST III

1:48
WHITE
METAL
CASTINGS

SW 10
GERMAN PILOTS
PLAYING CHESS



FITS TAMIYA, HASEGAWA,
DRAGON, ITALERI, FUJIMI
AND MOST QUALITY
AIRCRAFT MODELS



ANDREA SCENERIES





ANDREA SCENERIES

RESIN AND METAL KITS



AS-001 MEDIEVAL CASTLE SECTION



* Figures not included

54 mm



* Figures not included



54 mm

AS-002
MEDIEVAL TOWER

ANDREA SCENERIES


RESIN AND METAL KITS

- 129 -

54 mm / RESIN KIT



AS 003
WESTERN SETTING I



AS 004
WESTERN SETTING II

** Figures not included*

90 mm RESIN KIT

AS 005
GROUND BASE WITH CEDAR



**SUPER-DETAILED
PHOTOETCHED PARTS INCLUDED**



COMPATIBLE WITH THE KITS:
S8 F1/S8 F2/S8 F3/S8 F4/S8 F6
S8 F7/S8 F8/S8 F9/S8 F10
S8 F11/S8 F16

ANDREA SCENERIES

- 130 -

RESIN AND METAL KITS



54 mm / RESIN KIT



AS 006 - ROMAN BRIDGE

COMPATIBLE WITH WW II AND NAPOLEONIC DIORAMAS

** Figures not included*



54 mm / RESIN KIT



AS 007
COUNTRY HOUSE

GALLERY

A COLLECTION OF SOME OF THE
FINEST ANDREA MINIATURES WORKS



GALLERY


- 132 -




S7 F19 - NAPOLEON I
Alan Thompson
SILVER AWARD
EURO MILITAIRE 1999




SM F26 - ALL'S LOST
Mike Blank
GOLD AWARD
EURO MILITAIRE 1999



S4 F12 - BERMEJILLO 1914
Miguel Rojo Guzmán
SILVER AWARD
HYERES 2000



S8 F24 - FRENCH HUSSAR
Vicente Sario Martínez
GOLD AWARD AND
ANDREA AWARD AMT 2000



S8 F21 (Conversion)
DU GUESCLIN
Adrian Bay
GOLD AWARD
EURO MILITAIRE 1999




S4 F14 - MOUNTAIN MAN
Luis Gómez Platón
BRONZE AWARD
EURO MILITAIRE 1999



SG F33 - BRITISH CHIEFTAIN
Jesús Gamarra
GOLD AWARD
HYERES 2000



SM F23 - KNIGHT WITH AXE
David Romero
SILVER AWARD
HYERES 2000



S9 B03 (Conversion)
SAMURAI 1300
Felipe Rodríguez
SILVER AWARD
AMT 2000




SG F33 - BRITISH CHIEFTAIN
Jordi Gross Mascarilla
BROZE AWARD
AMT 2000

GALLERY

- 134 -



S7 F19 - NAPOLEON I
Denis Nounis
ANDREA AWARD
HYERES 2000



S9 B08 - COMBAT FATIGUE
Rodrigo Hernández Chacón
GOLD AWARD
EURO MILITAIRE 1999




SM F13
ARABIAN WARRIOR
Jesús Gamarra



S9 B09 - LANCIERS POLONAIS
David Romero
BEST OF SHOW
AMT 2000



S5 S08 - OFF DUTY
Juan M. del Cid Ponferrada
BRONZE AWARD
ALCALA DE GUADAIRA 1999



S7 F19
NAPOLEON I
Mike Blank



S8 F22
SAMURAI WARRIOR
GOLD AWARD
AOSTA 1999



S7 F7
BRITISH OFFICER
Raúl García Latorre



S8 F23 - FRENCH IMPERIAL
GUARD GRENADIER
Mario Fuentes
ANDREA AWARD
MASTERCON 1999




S8 F21
CRUSADER
Jesús Gamarra
ANDREA AWARD
EURO MILITAIRE 99



S8 F23 - FRENCH IMPERIAL
GUARD GRENADIER
Marion Ebensperger
ANDREA AWARD
KULMBACH 1999

GALLERY


ANDREA AWARD LATEST WINNERS




Denis Nounis
ANDREA AWARD
HYERES 2000



Jesús Gamarra
ANDREA AWARD
EURO MILITAIRE 1999



Mario Fuentes
ANDREA AWARD
MASTERCON 1999



Marion Ebensperger
ANDREA AWARD
KULMBACH 1999


ACCESSORIES & COMPLEMENTS



TRANSFERS
ANDREA COLOR
PAINT SET
WOODEN BASES
LIMITED PRODUCTIONS
ACCESSORIES
ANDREA PRESS
BRUSHES
CYANOACRYLATE
SPECIAL COMMISSION WORKS

ANDREA DRY TRANSFERS

USEFULL FOR DECORATION WITH FIGURES, FLAGS, SHIELDS, DRAPERY, ETC.




AT 001




AT 002

90 mm, 54 mm and other similar sizes




AT 003



AT 004

ANDREA DRY TRANSFERS

USEFUL FOR DECORATION WITH FIGURES, FLAGS, SHIELDS, DRAPERY, ETC.




AT 005: Roman Shield Transfers


90 mm, 54 mm and other similar sizes



AT 006: Samurai Transfers



AT 007: Heraldry Transfers 5



AT 008: Black Prince Transfers

ANDREA COLOR PAINT SET

CODE: PS 01

LEARN TO PAINT FIGURES
STEP BY STEP

APRENDA A PINTAR FIGURAS
PASO A PASO



WITZERS BEHÄLTEN NA VERZEIT
NIE-BLÄU SCHNELL FARBEN
SCHNELL ANWENDEBAR UND BEWEIS
GEWISSEN UND RICHTIG GELT.



10 new Andrea Color acrylic paints included

Incluye 10 colores de la Nueva Gama Andrea Color



EVERYTHING REQUIRED TO PAINT FIGURES TO A PROFESSIONAL STANDARD IN ONE SINGLE BOX.

TODO LO NECESARIO PARA PINTAR FIGURAS CON UN ACABADO PROFESIONAL EN UN SOLO ESTUCHE.

- 10 new Andrea Color acrylic paints (non-toxic).
- A life-like metal figure of a ready-to-assemble medieval knight.
- Superb colour book explaining step-by-step how to paint figures for a perfect finish.
- High quality brush.
- Fast cyanoacrylate cement.
- Plastic pedestal base.
- Sandpaper.
- Transfer for shield decoration.

- 10 colores de la nueva gama Andrea Color (no tóxicos).
- Una sensacional figura multipose en metal.
- Libro a todo color con explicaciones paso a paso.
- Un Pincel de alta calidad.
- Pegamento de cianoacrilato.
- Peana de plástico
- Lija de retoque.
- Transferibles a color para la decoración del escudo.

New Formula!
 polyvinil resins with natural pigments
¡ Nueva Fórmula!
 Resinas polivinilicas
 con pigmentos naturales

ANDREA COLOR

The red cap jars
Los botes del tapón rojo

Is he painting with the Andrea Color's new formula? ... who knows?.

But one thing is for sure:
 It was painted with the new formula of **Andrea Color**

¿Estará pintando con la nueva fórmula de Andrea Color? ... posiblemente.

Aunque de lo que no hay duda es que él sí ha sido pintado con la nueva fórmula de **Andrea Color**



REAL
 SIZE
 TAMAÑO
 REAL



17 ml

The new formula ANDREA COLOR is distinguishable by its red cap, representative of the ANDREA quality. A compact and complete line of acrylic paints that, due to their exceptional characteristics, offer unbeatable performance.

Specially designed and manufactured by ANDREA, these new acrylic colours are excellent for all kinds of modelling and simply unbeatable for figures.



La nueva fórmula de ANDREA COLOR se distingue por su tapón rojo, representativo de la calidad ANDREA. Una línea compacta y completa de pinturas acrílicas que, gracias a sus excepcionales características ofrecen unos resultados inmejorables.

Especialmente diseñados y fabricados por ANDREA, estos nuevos colores acrílicos resultan excelentes para todo tipo de trabajos de modelismo e insuperables para la pintura de figuras.

COLOUR CHART / CARTA DE COLORES

 AC-1 FIELD GRAY UNIFORME ALEMAN	 AC-2 ENGLISH KHAKI UNIFORME INGLES	 AC-3 OLIVE GREEN UNIFORME AMERICANO
 AC-4 JAPANESE KHAKI UNIFORME JAPONES	 AC-5 RUSSIAN KHAKI UNIFORME RUSO	 AC-6 FLAT WHITE BLANCO MATE
 AC-7 BASIC YELLOW AMARILLO BASICO	 AC-8 GOLDEN YELLOW AMARILLO DORADO	 AC-9 LIGHT FLESH CARNE CLARA
 AC-10 DARK FLESH CARNE OSCURA	 AC-11 MAGENTA MAGENTA	 AC-12 BASIC RED ROJO BASICO
 AC-13 DARK RED ROJO OSCURO	 AC-14 PURPLE PURPURA	 AC-15 OCHRE OCRE
 AC-16 MEDIUM BROWN MARRON MEDIO	 AC-17 DARK BROWN MARRON OSCURO	 AC-18 REDDISH BROWN MARRON ROJIZO
 AC-19 MEDIUM GREY GRIS MEDIO	 AC-20 LIGHT BLUE AZUL CLARO	 AC-21 BASIC BLUE AZUL BASICO
 AC-22 PRUSSIAN BLUE AZUL PRUSIA	 AC-23 VIOLET VIOLETA	 AC-24 LIGHT GREEN VERDE CLARO
 AC-25 DARK GREEN VERDE OSCURO	 AC-26 FLAT BLACK NEGRO MATE	 AC-27 GLOSS BLACK NEGRO BRILLO
 AC-28 GOLD ORO	 AC-29 SILVER PLATA	 AC-30 COPPER COBRE
 AC-31 BRONZE BRONCE	 AC-32 FRENCH ORANGE NARANJA FRANCES	 AC-33 NAPOLEONIC RED ROJO NAPOLEONICO
 AC-34 NAPOLEONIC BLUE AZUL NAPOLEONICO	 AC-35 MEDITERRANEAN BLUE AZUL MEDITERRANEO	 AC-36 BALTIC BLUE AZUL BALTICO
 AC-37 EMERALD GREEN VERDE ESMERALDA	 AC-38 NAPOLEONIC GREEN VERDE NAPOLEONICO	 AC-39 BEIGE BEIGE
 AC-40 EARTH TIERRA	 AC-41 WOOD MADERA	 AC-42 BROWN LEATHER MARRON CUERO
 AC-43 GLOSS MEDIUM MEDIUM BRILLANTE	 AC-44 MAT VARNISH BARNIZ MATE	 AC-45 GLOSS VARNISH BARNIZ BRILLO

Great coverage. Completely opaque. Best covering acrylics in a 17 ml. eye-dropper dispenser. This great advantage saves time, money and improves painting quality. Second coats are not needed.

Compact colour selection. You don't need to buy a lot of jars to achieve good results in the painting of figures. A carefully selected range of 45 colours, including specific uniform colours, media, and definitive metallic colours, with perfect coverage and brightness.

Highly pigmented. More pigment means better blending, colour mixing and richer-looking colours. Never become pasty.

Fast drying and great adherence to all surfaces.

Super brushing consistency. Rich and creamy for smooth and easy brush strokes.

Long shelf life. Bottled ANDREA COLOR paints will last for years and years without getting stringy, lumpy or hard.

Air brushing. Because of ANDREA COLOR'S unique formulation, the paints can be thinned with water to the consistency of milk for air brushing.

Primary colours. A full line of primary colours is included so that artists can mix and tone a complete line of choice. These colours are called BASIC RED, BASIC BLUE and BASIC YELLOW.

Gran poder cubriente. Completamente opacos. Los mejores acrílicos cubrientes en 17ml. con dispensador gota a gota. Esta gran ventaja ahorra tiempo, dinero y mejora la calidad.

Compacta selección de colores. No es necesario gran cantidad de botes para conseguir buenos resultados en el pintado de las figuras. Se trata de una gama de 45 colores cuidadosamente seleccionados que incluyen colores específicos para uniformes, barnices y definitivos metalizados, con gran poder de cubrición y brillo.

Alta pigmentación. Más pigmentación significa una mezcla mejor y más rica de los colores. No se empasta.

Secado rápido y gran adherencia en todo tipo de superficies.

Gran consistencia. Las pinturas son altamente pigmentadas y cremosas, permitiendo suaves y fáciles pinceladas.

Durabilidad. El envase de ANDREA COLOR permite que la pintura se conserve en perfecto estado durante años y años.

Aerografía. Gracias a su fórmula especial ANDREA COLOR puede diluirse hasta la consistencia de la leche para su uso con aerógrafo.

Colores primarios. ANDREA COLOR le ofrece una gama completa de colores primarios que permite al artista desarrollar colores de su propio diseño. Estos colores primarios se denominan ROJO BASICO, AZUL BASICO Y AMARILLO BASICO.

 **ANDREA[®] MINIATURES**



Commercialized by: **SOLDIER EXPRESS, S. L.**

C/ Los Talleres, 21 - Pol. Ind. de Alpedrete - 28430 Alpedrete (Madrid)

Tlf.: 91 857 00 08 - Fax: 91 857 00 48 - Internet: www.ctv.es/andrea_miniatures - E-mail: andrea@ctv.es

© Copyright 1999. All rights reserved. MADE IN SPAIN

Andrea Brushes

HIGH QUALITY SABLE ARTISTIC BRUSHES

Hand made from finest
materials
and craftsmanship



**THE RED LINE
100/ PURE KOLINSKY SABLE
(MARTA KOLINSKY)**

*Fabricados a mano
con materiales
de primera calidad*

BRUSHES
PINCELES

8, 6, 4, 2, 1, 0

2/0, 3/0, 4/0, 5/0



**THE BLUE LINE
TORAY FIBRE
(FIBRA SINTETICA)**

ANDREA SUPER GLUE

AT LAST ! No more problems in gluing parts together.
The definitive cyanoacrylate glue, specifically designed for modelling.

Bottled with a practical cap that never gets colgged.

¡ POR FIN ! terminaron los problemas a la hora de pegar piezas.
El pegamento definitivo de cianoacrilato especial para modelismo.

Envasado con tapón especial que nunca se obstruye.



10 & 5 gr.


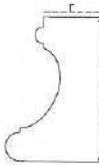
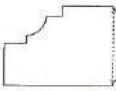
ANDREA WOODEN BASES



Andrea Miniatures wooden bases are manufactured from top quality raw materials by qualified craftsmen. Handmade varnishing and polishing are to make available to our customers a completely finished product able to show properly those miniature works of art.

Las peanas de Miniaturas Andrea están fabricadas con materias primas de primera calidad y han sido torneadas por profesionales de la madera. Su barnizado y pulido final se realiza en un proceso enteramente manual, con el único deseo de proporcionar al cliente un producto perfectamente acabado, donde poder exhibir sus obras de arte.

WOODEN BASES (BEECH TREE)

CODE	DESCRIPTION	MEASUREMENTS	PROFILE
P-1	Short Round Base	15 mm. (Rad.)	
P-2	High Round Base	13 mm. (Rad.)	 40 mm.
P-3	Rectangular Base	90 x 37 mm.	 30 mm.
P-4	Rectangular Base	108 x 68 mm.	
P-5	Rectangular Base	90 x 48 mm.	
P-6	Rectangular Base	110 x 52 mm.	
P-7	Rectangular Base	97 x 74 mm.	

VARNISHED WOODEN BASES

CODE	DESCRIPTION	MEASUREMENTS	PROFILE
P-8	Rectangular Base	69 x 69 mm.	
P-9	Rectangular Base	135 x 76 mm.	
P-10	Rectangular Base	115 x 115 mm.	
P-11	Rectangular Base	160 x 75 mm.	
P-12	Rectangular Base	135 x 105 mm.	
P-13	Rectangular Base	140 x 45 mm.	
P-14	Rectangular Base	430 x 160 mm.	
PP-01	Base with Pedestal	35 x 30 mm.	
PP-02	Base with Pedestal	35 x 36 mm.	
PP-03	Base with Pedestal	105 x 45 mm.	
PP-04	Base with Pedestal	115 x 55 mm.	
PP-05	Base with Pedestal	50 x 45 mm.	
PP-06	Base with Pedestal	57 x 57 mm.	
PP-07	Base with Pedestal	82 x 69 mm.	
PP-08	Base with Pedestal	100 x 85 mm.	
PR-01	Round Base	15 mm. (Rad.)	 22 mm.
PR-02	Round Base	17 mm. (Rad.)	
PR-03	Round Base	26 mm. (Rad.)	
PR-04	Round Base	35 mm. (Rad.)	
PR-05	Round Base	43 mm. (Rad.)	
PR-06	Round Base	55 mm. (Rad.)	

* All measurements are of the upper surface.

* All round base measurements are radii. Other measurements are length x width.

* These bases are fully suitable for "ANDREA MINIATURES" and "3D" figures. Please see price list for compatibility.

* Todas las medidas están referidas a la base superior de la peana.

* Las medidas de las peanas circulares están referidas al radio y en el resto indican el ancho x largo.

* Todas estas peanas están diseñadas para las figuras de "MINIATURAS ANDREA" y "3D". Consulte la lista de precios para su compatibilidad.




AUTOGIRO "LA CIERVA" C-19Mk 4P
LP-1 1:48

ACCESSORIES


DESIGNED TO COMPLEMENT
MINIATURES IN CONVERSIONS
AND DIORAMAS

<p>S5 A1 4 BARE HEADS</p>	<p>S5 A7 4 BARE HEADS II</p>	<p>S5 A4 GERMAN INFANTRY PERSONAL EQUIPMENT</p>
<p>S5 A3 GERMAN HEADS WITH HELMET</p>	<p>S5 A9 GERMAN HEADS WITH HELMET II</p>	
<p>S5 A2 GERMAN HEADS WITH SERVICE CAPS</p>	<p>S5 A8 GERMAN HEADS WITH SERVICE CAP II</p>	
<p>S5 A6 MAUSER KAR 98K AND POUCHES</p>	<p>S5 A10 MG 42 SET</p>	<p>S5 A15 MG 42 AMMUNITION CANS</p>
<p>S5 A5 SCHMEISSER MP-40 AND POUCHES</p>	<p>S5 A13 STICK GRENADES</p>	<p>S5 A11 MG 42 AMMUNITION BELTS</p>
		<p>S5 A14 FLAME THROWER</p>




1:32

S3 A1
BARE DROMEDARY




1:32

SG A11
WALKING MULE




1:32

S4 A1
BARE WALKING HORSE



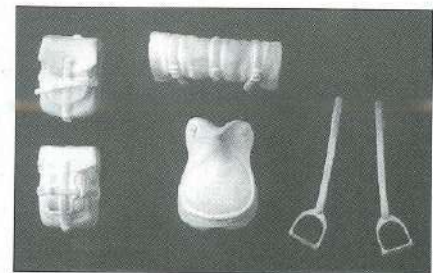
1:32

S5 A12
SENTRY BOX



1:32

S5 A17
BARE STANDING HORSE



1:32

S5 A19
GERMAN CAVALRY SADDLERY



54 mm

S4 A6
U.S. CAVALRY SADDLERY



1:32 S5 A27
FLIGHT DECK OFFICER



1:32 SG A2
VIETNAMESE GIRL



1:32 S5 A25
LEANING GIRL




1:32 S5 A26
GERMAN INFANTRYMAN



1:32 S5 A18
US MARINE PILOT




54 mm
S4 A2
LITTLE BOY




1:32 S5 A24
GERMAN POW



1:32 S5 A22
AMERICAN PARATROOPER



1:32 S6 A1
SEATED US SEAL



1:32 S5 A23
LAMPPOST




1:32 SG A1
BLACK G.I.



1:32 SG A4
ACOUSTIC GUITAR



1:32 SG A3
M16 AND POUCHES



1:32 S5 A20
GERMAN ARMY SKIS




1:32 S5 A16
GERMAN OFFICER EQUIPMENT



1:32 S5 A21
PPsH-41 AND POUCH



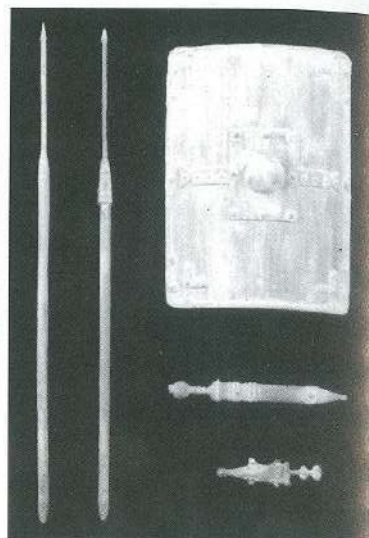
54 mm
SG A10
ROMAN INFANTRY EQUIPMENT



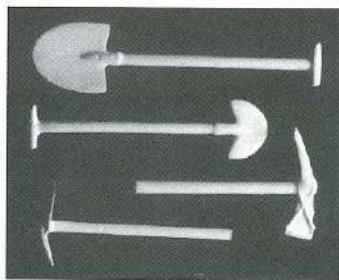
54 mm
SG A7
ROMAN CAVALRY WEAPONS




54 mm
SG A5
BASKET AND
ARROWS




54 mm
SG A6
ROMAN INFANTRY WEAPONS




54 mm
SG A8
ROMAN ENTRENCHING TOOLS




54 mm
S2 A1
SWORD AND ARQUEBUS



54 mm
SG A9
ROMAN STICKS



54 mm
S4 A4
NAPOLEONIC MUSKET AND
POWDER HORN




54 mm
S4 A5
PUMPKIN AND
BARRELS



54 mm
S4 A3
SPRINGFIELD AND COLT



54 mm
S7 A2
HUSSAR EQUIPMENT




54 mm
S7 A1
GRENADEIER EQUIPMENT




90 mm
S8 A3
WINCHESTER CARBINE



90 mm
S8 A2
COLTS



90 mm
S8 A1
SKULLS




SG A12 Indian Elephant

1:32




SG A14 Chariot Horse 1

1:32




SG A15 Chariot Horse 2

1:32



SG A13 Walking Dromedary

1:32



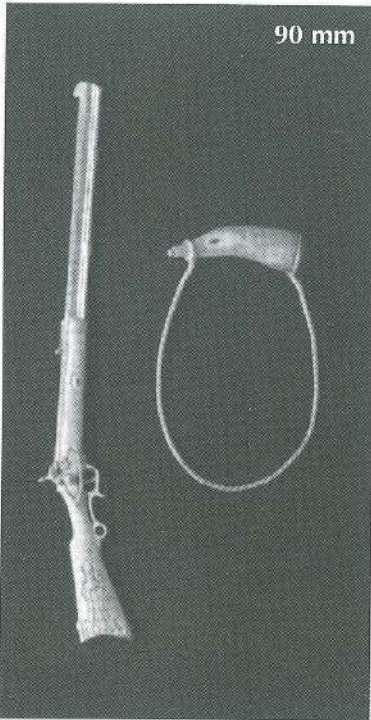
S2 A02
Ox 1

54 mm



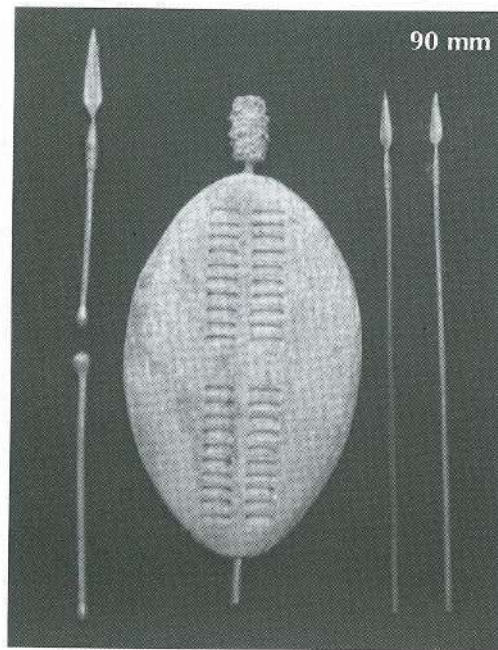
54 mm

S2 A03
Ox 2




90 mm

Code S8 A04
Hawken Rifle & Powder Horn




90 mm

Code S8 A05
Zulu Weapons




54 mm

Code SG A16
Martini Henry & Water Bottle




54 mm

Code S4 A9
Winchester and Shotgun



54 mm

Code S4 A7
Galloping Horse 1



90 mm

Code S8 A6
Ammunition Box and Rounds




Code S4 A10
Cowboy Saddle

54 mm



54 mm

Code S4 A8
Galloping Horse 2



90 mm


Code S8 A7
Luis XIV Bust



Code S4 A11



Code S4 A12



Code S4 A15


NOW AVAILABLE AS SINGLE ITEMS THUS
PERMITTING LARGER GROUPS WITH
PREVIOUSLY RELEASED "CUSTER'S LAST STAND"



Code S4 A13



Code S4 A14




Code S4 A18




Code S4 A22

54 mm



Code S4 A21




Code S4 A23




Code S4 A19



Code S4 A17



Code S4 A20



Code S4 A24



Code S4 A25



Code S4 A26

Code S4 A27



Code S4 A28



Code S4 A29

Code S4 A30



Code S4 A31




WHITE METAL CASTINGS

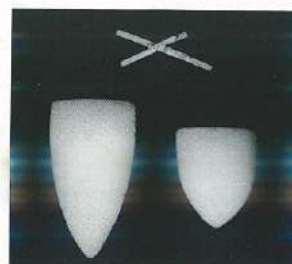
54 MM




Code SM A01
Helmets (2)



Code SM A02
Medieval weapons



Code SM A03
Shields (2)

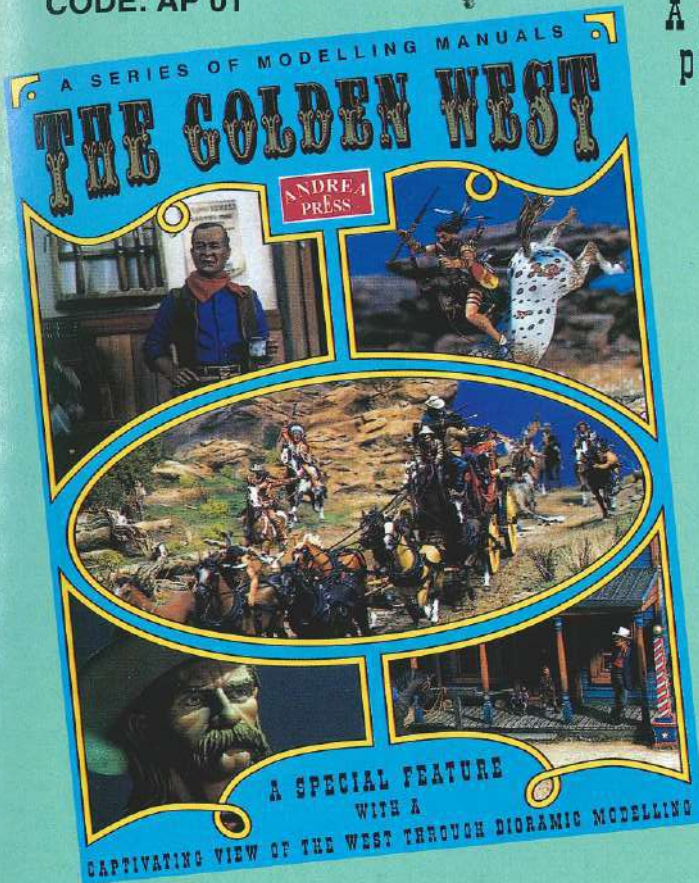


Code SM A04
Parapet basket

Go West!

THE GOLDEN WEST

CODE: AP 01



A superb publication with more than 60 full colour pages and 260 incredible photos and drawings

Una obra temática con más de 60 páginas a todo color y 250 increíbles fotografías y dibujos explicativos

FEATURING CARACTERISTICAS

- * Large and small dioramas.
Pequeñas viñetas y grandes dioranas.
- * Box diorama.
Dioramas de caja.
- * Conversion of models.
Transformación de figuras y caballos.
- * Painting.
Pintura de figuras.



All clearly explained
step-by-step
*Todo ello fotografiado
y explicado paso a paso*

Miniatures by top international artists, who have added a special touch of excellence to this volume.

Todos los trabajos han sido realizados por los pintores españoles de más reconocida fama internacional, que dan a esta obra un carácter y calidad de primera línea.



Raúl G. Latorre, Jesús Gamarra, Rodrigo Hernández, Fidel Rincón, Francisco Gallardo, etc.




ANDREA
PRESS

AN ANDREA MINIATURES
DIVISION

Go West, with dioramas you only dreamed of before
Realice un fascinante viaje al lejano oeste a través de los más increíbles dioramas que nunca imaginó

Knights in miniature



The new modelling manual about Medieval Knights

A superb 64 page soft back publication in full colour with 260 photographs depicting some of the work of these leading miniature artists: *Fidel Rincón, Francisco Gallardo, Raúl G. Latorre, Mike Blank, Marion Ebersperger, David Romero, and Julio Cabos ...* in thirteen chapters were you can learn in clear and easy steps how to paint figures, horses, armour, heraldry and groundwork. Also included are articles on the Viking Longboat, Samurai, and The Name of the Rose.

CODE: AP 02

Medievales en miniatura

El nuevo manual de modelismo monográfico sobre los
caballeros de la Edad Media

Una publicación sin precedentes que muestra a todo color, con más de 260 fotografías y a través de 64 páginas el trabajo de los mejores artistas de la miniatura: *Fidel Rincón, Francisco Gallardo, Raúl G. Latorre, Mike Blank, Marion Ebersperger, David Romero, Julio Cabos ...* en 13 capítulos donde se muestra en claros y didácticos pasos cómo pintar figuras, caballos, armaduras, motivos heráldicos, terrenos, un impresionante barco vikingo con su tripulación, y mucho más.



**ANDREA
PRESS**

AN ANDREA
MINIATURES
DIVISION

NAPOLEONIC MODELS IN MINIATURE

An impressive view of Napoleonic period through the world of miniatures and dioramas.

A superb 72 page soft back publication in full colour depicting the world of leading miniature artists as Mike Blank, Raúl García Latorre, Jesús Gamarra, Rodrigo Hernández Chacón, Marion Ebersperger, Fidel Rincón, David Romero, Julio Cabos, ...

16 chapters where you can learn in clear and easy steps and more than 300 photographs how to paint figures, horses, busts, buildings, artillery pieces ...

Also included are articles on how to convert figures and diorama constructing, and a magnificent centerfold showing Napoleon's regiments of hussars.

A series of modelling manuals
**NAPOLEONIC MODELS
IN MINIATURE**

The Napoleonic wars and their soldiers
seen by world top modellers

NAPOLEONICOS EN MINIATURA

Un fascinante viaje a la época napoleónica a través del mundo de la miniatura y los dioramas

Una publicación sin precedentes en la que se muestran a lo largo de 72 páginas a todo color, los trabajos de los mejores artistas internacionales de la miniatura: Mike Blank, Raúl García Latorre, Jesús Gamarra, Rodrigo Hernández Chacón, Marion Ebersperger, Fidel Rincón, David Romero, Julio Cabos, ...

16 interesantes capítulos ilustrados con más de 300 fotografías, con claras y didácticas explicaciones paso a paso.

* Pintura de figuras y caballos en 54 y 90 mm., corazas metálicas, edificios de resina en 54 mm., bustos, piezas de artillería, ...

* Transformación de figuras y caballos.

* Construcción de dioramas

* Incluye desplegable con 12 regimientos de húsares.


CODE: AP-03

SPECIAL COMMISSION WORKS

We accept special commission works such as exclusive trophies and models, pins, key rings, etc., as long as the project is suitable for our casting methods in white metal, pewter alloys and resin.

TROPHIES
All types of figures, medals and trophies in gold, silver or bronze plating, in presentation cases.


TROFEOS
Todo tipo de figuras, medallas y trofeos bañados en oro, plata o bronce y presentados en estuches a medida.



We are always pleased to give accurate quotations on request.



200 mm



54 mm



30 mm



30 mm



120 mm

We model and manufacture custom historical, military, civil, and sports figures.
Modelamos y fabricamos todo tipo de figuras: históricas, militares, civiles, deportivas, etc.

Figures for institutions.
Figuras para instituciones.

FABRICACIONES ESPECIALES



Royal Cimera of Aragón
Cimera Real de Aragón



Heraldic helmet
Casco heráldico

COMPANY GIFTS

We make your ideas a reality for client gifts: machinery, scale arms, heraldic symbols, etc. Different finishes and presentations, with a wide variety of wooden and polished stone bases.



Gutenberg's manual press
Imprenta manual de Gutenberg

REGALOS DE EMPRESA

Hacemos realidad cualquier idea para regalar a sus clientes: maquinaria, armas a escala, motivos heráldicos, etc.

Diferentes acabados y presentaciones con gran variedad de peanas de madera y piedra pulida.

COMMEMORATIVE FIGURES

For modelling associations, shows, etc. Limited editions. Exclusive models.

FIGURAS CONMEMORATIVAS
Para asociaciones de modelistas, exposiciones, etc. Ediciones limitadas. Modelos exclusivos.



Aceptamos encargos especiales tales como trofeos, metopas, figuras conmemorativas, regalos de empresa, pins, llaveros, etc., siempre y cuando éstos sean viables para nuestro sistema de producción en metal blanco, peltre o resina.



PINS
Metal or colour finishes.

INSIGNIAS
Terminaciones metálicas o en varios colores.

Les daremos gustosamente presupuestos ajustados a sus necesidades.

Vehicles and buildings reproductions to scale.

Vehículos y reproducciones de edificios a escala.

Control tower at Cuatro Vientos (Madrid)


Torre de control de Cuatro Vientos



Scale model of the new underground wagons of Madrid
Modelo a escala de las nuevas unidades del Metro de Madrid

INDEX

CODE	SIZE	DESCRIPTION	PAGE	CODE	SIZE	DESCRIPTION	PAGE	CODE	SIZE	DESCRIPTION	PAGE			
SERIES II: THE ARMY OF CHARLES V														
S2 F1	54 mm	Bourgogne Archer	12	S5 F18	1:32	British Guard Officer	32	SG F12	54 mm	Roman Cavalryman (125 AD)	54			
S2 F2	54 mm	Crossbowman	12	S5 F19	1:32	Waffen SS Officer	32	SG F13	54 mm	Hamian Archer (125 AD)	53			
S2 F3	54 mm	Harquebusier	12	S5 F20	1:32	Fallschirmjäger	32	SG F14	54 mm	Senon Chief (300 BC)	53			
S2 F4	54 mm	Infantry Pikeman	12	S5 F21	1:32	R.A.F. Air Gunner	32	SG F15	54 mm	Praetorian Tribune (125 AD)	53			
S2 F5	54 mm	Emperor Charles V	13	S5 F22	1:32	British Chindit	32	SG F16	54 mm	Signifer (14 AD)	53			
S2 F6	54 mm	Infantry Drummer	13	S5 F23	1:32	French Resistance Woman	32	SG F17	54 mm	The Marius' Mule (125 AD)	54			
S2 F7	54 mm	Infantry Fifer	13	S5 F24	1:32	Russian Partisan	32	SG F18	54 mm	The Dragon Knight (1350)	52			
S2 F8	54 mm	Lieutenant	13	S5 F25	1:32	British SAS Officer	32	SG F19	54 mm	Camel Corps Trooper (Sudan 1884-85)	58			
S2 S01	54 mm	Landsknecht Artillery Train	12	S5 F26	1:32	U.S. Tankman	33	SG F20	54 mm	The Crown Jewel (1880-90)	64			
SERIES III: THE GREAT WAR (1914-18)														
S3 F1	54 mm	Infantryman (Prussia)	14	S5 F27	1:32	U.S. Staff Sergeant	33	SG F21	54 mm	Canadian Mounted Police	56			
S3 F2	54 mm	Infantryman (U.S.A.)	14	S5 F28	1:32	German Kettle Drummer	33	SG F22	54 mm	Roman Soldier in Camp (125 AD)	56			
S3 F3	54 mm	Infantryman (France)	14	S5 F29	1:32	Fallschirmjäger	33	SG F23	54 mm	Roman Legionary in Battle (125 AD)	56			
S3 F4	54 mm	Infantryman (U.K.)	14	S5 F30	1:32	Japanese Infantryman	33	SG F24	54 mm	Roman Centurion in Battle (125 AD)	56			
S3 F5	54 mm	Chasseur (France)	14	S5 F31	1:32	German Infantryman	33	SG F25	54 mm	Celtic Warrior (125 BC)	56			
S3 F6	54 mm	Hussar (Prussia)	14	S5 F32	1:32	German Infantryman	33	SG F26	54 mm	Roman General (125 AD)	54			
S3 F7	54 mm	German Infantryman with Armour	14	S5 F33	1:32	German Paratrooper	33	SG F27	54 mm	1930's Adventurer	58			
S3 F8	54 mm	Major (U.K.)	14	S5 F34	1:32	Waffen SS Infantryman	33	SG F28	54 mm	Beau Geste	58			
S3 F9	54 mm	Chevauxleger (Bavaria)	14	S5 F35	1:32	Obersturmfürer	34	SG F29	54 mm	Marching Roman Soldier (I BC)	58			
S3 F10	54 mm	T.E. Lawrence	14	S5 F36	1:32	German Paratroop Major, 1944	34	SG F30	54 mm	El Enmascarado	59			
SERIES IV: THE GOLDEN WEST														
S4 S1	54 mm	Gunfighter Glamour	16	S5 F37	1:32	German Infantry	35	SG F31	54 mm	The Barbarian	59			
S4 S2	54 mm	The Marshal's Office (1880)	16	S5 F38	1:32	Afrika Korps	35	SG F32	54 mm	Bob Roy	59			
S4 S3	54 mm	U.S. Cavalryman on the Trail	16	S5 F39	1:32	German SS General, 1942	35	SG F33	54 mm	Britain Chief (I BC)	59			
S4 S4	54 mm	The River Marauders (1750's)	17	S5 F40	1:32	German Officer, 1936	35	SG F34	54 mm	Roman Soldier (I BC)	60			
S4 S5	54 mm	Custer's Last Stand	17	S5 F41	1:32	German Soldier, 1941	35	SG F35	54 mm	Cyborg, 2020	60			
S4 S6	54 mm	Stagecoach	18	S5 F42	1:32	Panzer Grenadier, 1940	35	SG F36	54 mm	Frankenstein	61			
S4 S7	54 mm	Shot Down	21	S5 S1	1:32	German Infantry Walking Set I	39	SG F37	54 mm	Dancing with Wolves	60			
S4 S8	54 mm	Conversion set for S4 S6 Stagecoach	21	S5 S2	1:32	German Infantry Walking Set II	39	SG F38	54 mm	Praetorian guard (c. 50 AD)	61			
S4 F1	54 mm	Sioux Chief	22	S5 S3	1:32	Waffen SS MG 42 Team	40	SG F39	54 mm	Union Drummer, 1863	61			
S4 F2	54 mm	Sioux Warrior Loading Carbine	22	S5 S4	1:32	The Dogfight (Guadalcanal, 1942)	40	SG S1	1:35	The Jungle Meal (Vietnam 1970)	61			
S4 F3	54 mm	Sioux Warrior Shooting Arrow	23	S5 S5	1:32	D-Day After (1944)	40	SG S2	54 mm	The Scorpion (125 AD)	55			
S4 F4	54 mm	Sioux Warrior Shooting Carbine	23	S5 S6	1:32	Lili of the Lamplight	40	SG S3	54 mm	Roman War-Chariot (125 AD)	55			
S4 F5	54 mm	Sioux Warrior Falling Down	23	S5 S7	1:32	Goose-Stepping Leibstandarte SS AH	31	SG S4	54 mm	Carthaginian War Elephant (202 BC)	62			
S4 F6	54 mm	The Duke	24	S5 S8	1:32	Off-Duty	34	SG S5	54 mm	Roman Catapult (125 AD)	52			
S4 F7	54 mm	Cowboy	24	S5 S9	1:32	U-Boat VII C	36	THE ROMAN ARMY						
S4 F8	54 mm	The Shootist	25	SERIES VI: COMPLETE DIORAMAS							RA 001	30 MM	Legionary (3 units)	66
S4 F9	54 mm	Wyat Earp	25	S6 S1	1:35	Sat Cong Mission (Vietnam War)	40	RA 002	30 MM	Centurion	66			
S4 F10	54 mm	Fort Apache	26	SERIES VII: THE NAPOLEONIC WARS							RA 003	30 MM	Tribune	66
S4 F11	54 mm	The Man with no Name	26	S7 S01	54 mm	Waterloo, 1815	42	RA 004	30 MM	Signifer	66			
S4 F12	54 mm	¡Viva Zapata!	26	S7 S02	54 mm	French Napoleonic Line Artillery Train	44	RA 005	30 MM	Cornicen	66			
S4 F13	54 mm	Reward	27	S7 F1	54 mm	French Imperial Guard Grenadier	46	RA 006	30 MM	Alquifer	66			
S4 F14	54 mm	Jeremiah Johnson	27	S7 F2	54 mm	French 4th Hussar (1813)	46	RA 007	30 MM	Roman Soldier in Battle (I)	67			
S4 F15	54 mm	High Noon	27	S7 F3	54 mm	Major 2nd de Ligne (1809)	46	RA 008	30 MM	Roman Soldier in Battle (II)	67			
S4 F16	54 mm	Pale Rider	27	S7 F4	54 mm	92nd Gordon Highlander (1815)	46	RA 009	30 MM	Roman Soldier Throwing Piliun	67			
S4 F17	54 mm	Mohawk Warrior	28	S7 F5	54 mm	Spanish Guerillero (1807-1814)	46	RA 010	30 MM	Praetorian Guard (3 units)	67			
S4 F18	54 mm	Apache Warrior	28	S7 F6	54 mm	Trumpeter of the 9th (bis) Hussars	47	RA 011	30 MM	The Turtle	67			
S4 F19	54 mm	Sioux Chief	28	S7 F7	54 mm	British Officer (1815)	47	RA 012	30 MM	The Scorpion	67			
S4 F20	54 mm	Buffalo Dancer	28	S7 F8	54 mm	Voltigeur 3e de Ligne (1809)	47	RA 013	30 MM	Fighting Roman and Barbarian (I)	68			
S4 F21	54 mm	Mohawk Warrior II	28	S7 F9	54 mm	British Drummer (1812)	47	RA 014	30 MM	Fighting Roman and Barbarian (II)	68			
SERIES V: THE SECOND WORLD WAR (1939-45)														
S5 F1	54 mm	Leibstandarte SS Adolf Hitler	30	S7 F10	54 mm	French Officer 4th Dragoons (1812)	47	RA 015	30 MM	Wounded Romans (2 units)	68			
S5 F2	54 mm	U.S. Marine	31	S7 F11	54 mm	Hussar Standard Bearer	48	RA 016	30 MM	Fighting Roman and Barbarian (III)	68			
S5 F3	1:32	German Officer	31	S7 F12	54 mm	Hussar Trooper I	48	RA 017	30 MM	Fighting Roman and Barbarian (IV)	68			
S5 F4	1:32	Infantryman	31	S7 F13	54 mm	Hussar Trooper II	49	RA 018	30 MM	Roman Cavalry Officer	69			
S5 F5	1:32	Panzer Lieutenant	31	S7 F14	54 mm	Hussar Trumpeter	49	RA 019	30 MM	Roman Cavalry Soldier	69			
S5 F6	1:32	Motorcyclist	31	S7 F15	54 mm	Hussar Lieutenant	49	RA 020	30 MM	Barbarian Warriors (I)	69			
S5 F7	1:32	German Sky Rifleman	31	S7 F16	54 mm	Polish Lancer (1810-1814)	50	RA 021	30 MM	Barbarian Warriors (II)	69			
S5 F8	1:32	MG 42 Gunner	31	S7 F17	54 mm	Trumpeter of Cuirassiers (1809-1812)	50	RA 022	30 MM	Roman Catapult	70			
S5 F9	1:32	G.S. with Flame Thrower	31	S7 F18	54 mm	Sharpe	50	MEDIEVAL KNIGHTS						
S5 F10	1:32	Panzer Pioniere	31	S7 F19	54 mm	Napoleon I in Overcoat	50	SM F01	54 mm	Edward, the Black Prince (1330-1376)	72			
S5 F11	1:32	Kamikaze	31	S7 F20	54 mm	French Carabinier	50	SM F02	54 mm	Sir Roger de Trumpington (1289)	72			
S5 F12	1:32	Florian Geyer	33	SERIES GENERAL							SM F03	54 mm	Teutonic Knight (1360)	72
S5 F13	1:32	Fallschirmjäger	31	SG F1	54 mm	Hussar of Arlaban	57	SM F04	54 mm	Knight (1280)	72			
S5 F14	1:32	Luftwaffe Major (W. Molders)	32	SG F2	54 mm	Guardia Civil	57	SM F05	54 mm	Samurai (1300)	73			
S5 F15	1:32	British R.M. Commando Officer	32	SG F3/4	54 mm	The Duelists (1643)	57	SM F06	54 mm	Sir John de Creek (1325)	73			
S5 F16	1:32	U.S. Marauder	32	SG F5	1:32	"Street Fighter" USMC (Vietnam 1968)	57	SM F07	54 mm	Crossbowman (1480)	74			
S5 F17	1:32	U.S. Paratrooper	32	SG F6	1:32	Vietnam Blues	57	SM F08	54 mm	Italian Knight (1450)	74			
				SG F7	1:32	Afghan Guerilla Fighter	57	SM F09	54 mm	Knight in Armour (1520)	75			
				SG F8	1:32	U.S. Halo Parachutist	57	SM F10	54 mm	Braveheart (1297)	75			
				SG F9	1:32	Russian Paratrooper	57	SM F11	54 mm	Samurai Archer (1300)	75			
				SG F10	54 mm	Legionary Infantryman (125 AD)	53	SM F12	54 mm	Norman Knight (1180)	75			
				SG F11	1:32	U.S. Infantryman	57	SM F13	54 mm	Arabian Warrior (1250)	76			
								SM F14	54 mm	Samurai Commander	76			
								SM F15	54 mm	El Cid	76			



You are welcome to visit us and see our magnificent showroom. There you will find the entire Andrea Miniatures collection as well as spectacular dioramas. We are sure that all miniature enthusiasts will thoroughly enjoy themselves.

Our office hours are from 9:00 to 14:00 and from 15:00 to 18:00
(Please make an appointment for visits).

Si lo desea, puede venir a visitarnos y conocer nuestra magnífica sala de exposiciones, donde se encuentra toda la colección de Miniaturas Andrea, así como espectaculares dioramas que, sin duda, harán que todo aficionado a las miniaturas disfrute plenamente.

Nuestro horario de oficina es de 9'00 a 14'00 y de 15'00 a 18'00
(Rogamos previo aviso para las visitas).



ANDREA[®]
MINIATURES

MINIATURAS ANDREA - SOLDIER EXPRESS, S. L.
C/ Los Talleres, 21 - Pol. Ind. de Alpedrete - 28430 Alpedrete (Madrid) SPAIN
Tel.: (34) 91 857 00 08 - Fax: (34) 91 857 00 48 - Internet: www.andrea-miniatures.com - E-mail: andrea@ctv.es



MINIATURE SCULPTURES FOR THE COLLECTOR
KITS CAST IN WHITE METAL AND RESIN



ANDREA MINIATURES 2000 CATALOGUE